



Freedom of Education Index 2023

A quantitative analysis of educational pluralism worldwide

Ignasi Grau
Josyane Zingg
Mayca San Andres







Content

1.	Preface	5
2.	Acknowledgments	7
3.	Introduction	11
3.I	Theory	11
3.II	Methodology	16
4.	Global ranking	19
5.	Country files	25
6.	Conclusion	339
7.	Sources	345

1. PREFACE

This Index of Freedom of Education in the World, prepared jointly by the "International Organization for the Right to Education and Freedom of Education" (OIDEI) and the "Fundación Ciudadanía y Valores" (FUNCIVA), aims to make an objective evaluation of the situation of this fundamental human right, which is included in most national and international instruments.

FUNCIVA is an entity dedicated to the analysis and promotion of diverse aspects related to the civic coexistence within contemporary societies, and to the promotion of peace, the values of a renewed humanism, and the role of culture, at an international level. This report is part of the activities carried out through its International Center for Human Rights and Civic Coexistence. OIDEI is an NGO that has been working in this area for more than twenty years, serving as a meeting platform for experts and networks, and monitoring and evaluating the actions carried out by international organizations. Compared to previous editions of the Index, this one has been able to substantially increase the number of countries analyzed, reaching 98% of the world's population. Educational pluralism in 157 countries has been evaluated.

Significantly, only six countries, including Cuba, Eritrea or North Korea, and, since only recently also Afghanistan, do not recognize freedom of education in their national legislation. 101 countries have a protection of it at the constitutional level, either by explicitly recognizing the right to education, the right of parents to freely choose education for their children, or by making the existence of private schools possible. In some countries, such as the United States or France, it is the Supreme Court or the Constitutional Court that has established the constitutional value of this right. Overall, there has been a moderately positive trend since 2002 in favor of formal recognition of the right to education, especially in Southeast Asia and sub-Saharan Africa.

In the evaluation carried out, a series of criteria selected according to consolidated standards have been considered. These refer to the financing of non-government schools, the consideration of all educational establishments - public or private - as a single system, the increase or decrease in the number of students in non-government schools, the increase or decrease in the number of non-government schools, or the progression of home-schooling. In general, the trend in these indicators is slightly upward globally since 2016, with the regional peculiarities already outlined. It should be noted as negative examples the reduction in the number of non-governmental schools in the Democratic Republic of Congo (-71%) and the significant decrease in funding to these schools in Spain. Furthermore, a growing political polarization in the interpretation and practical application of the right to education can be observed, for example in the debate on public funding, on the minimum standards required of the different types of schools (with particular incidence on differentiated education or the integration of minorities), or on home-schooling.

This Index is the result of research carried out by a multidisciplinary team of 20 experts over ten months in 2023. Its aim is to provide information on the reality of the right to education in the world and to encourage discussion in order to better understand the relevance of this right for the future of new generations and society. As in previous editions, we ask for suggestions from readers, both to continue improving the methodology used and the quality of the information obtained and its analysis. Our wish, both for OIDEI and FUNCIVA, is to develop a fruitful and far-reaching dialogue with all interested sectors.

José María Beneyto
General Manager FUNCIVA

2. ACKNOWLEDGMENTS

The OIDEL team Ignasi Grau, Mayca San Andrés, and Josyane Zingg, authors of the FEI 2023, express their deepest appreciation to all the partners without whom this project would not have been possible.

OIDEL and FUNCIVA thank UNIR - ITEI for funding this report within its transfer projects, specifically under the project F24-001 Human Rights Observatory.

We thank Ashley Berner (Johns Hopkins Institute for Education Policy) for the peer review and her valuable input.

We thank our interns Chloe Vermeuuz, Ana Mendieta, Or Salama, Coloma Espuelas, and Claudia Verdesoto who have helped us in the different stages of the FEI.

We thank the governments of Colombia, Ecuador, Hong Kong, Latvia, Lithuania, and Mexico for their insights into their national situations.

We thank Civil Society organizations CEEC¹, ECNAIS², ECSWE³, GPEN Reformation⁴, HSLDA⁵, IIMA⁶, and OIEC⁷ for their helpful contributions and for bringing us in contact with their respective networks.

We thank the following scholars for helping us to better understand the complexities of the different educational systems.

- Abdeljalil Akkari (University of Geneva) - Switzerland
- Álvaro José Cifuentes (Profesor Instituto Latinoamericano de Liderazgo) - Colombia
- TJ d'Agostino (Notre Dame University) - United States of America
- Charles Glenn (Professor Emeritus Boston University) - United States of America

- Juan José Guardia Hernández (Universitat Internacional de Catalunya) - Spain
- Patricia Imbarack (Pontificia Universidad Católica de Chile) - Chile
- María José Luna (Universidad Hemisferios) - Ecuador
- Jaime Phillips Letelier (Universidad Finis Terrae) - Chile
- Luisa Ribolzi (Professor Emeritus Università di Genova) - Italy
- Milena Smolinskaya (European University Cyprus) - Cyprus
- Balázs Szabolcs Gerencsér (Pázmány Péter Catholic University) - Hungary

We thank the representatives of all the Civil Society organizations and experts who have collaborated with us by sharing information and knowledge on their country of expertise.

- Rodrigo Queiroz e Melo (AEEP - Associação De Representantes De Estabelecimentos De Ensino Particular E Cooperativo) - Portugal
- Paul Guinimanguimi (ANOVITA - Association Nouvelle Vision de la Terre d'Afrique) - Central African Republic
- Rolando Ernesto Marín Coto (APDE, Solalte) - Guatemala
- Fernando Magalhães (APEC - Associação Portuguesa de Escolas Católicas) - Portugal
- Alexandre Magno Fernandes Moreira (Associação Nacional de Educação Domiciliar) - Brasil
- Line Tandberg Bråthen (Association for the Norwegian Steiner Schools) - Norway

¹ <http://www.ceec.be/>

² <https://www.ecnaeis.org/>

³ <https://ecswe.eu/>

⁴ <https://www.gpenreformation.net/>

⁵ <https://hslida.org/>

⁶ <http://iimageneva.org/>

⁷ <http://oiecinternational.com/>

- Roman Nebozhuk (Association of Kyiv Private Schools Ukraine) – Ukraine
- Innocent Ntagara (Barakabaho Foundation) – Rwanda
- Amanuel Tesfaye (Bethel Evangelical Secondary School) – Ethiopia
- Theda De La Rosa (Blessed Laura Catholic School) – Ghana
- Samuel Mutabazi (BNEP – Bureau national de l'Enseignement Protestant) – Rwanda
- Alan Hynes (Catholic Education Partnership) – Ireland
- Paul Barber (Catholic Education Service) – United Kingdom
- Luis Alfonso Herrera Orellana (CEDICE) – Venezuela
- M^a Teresa Collantes (Centro de Educación Castroverde) – Spain
- Maria Eugenia Gallego Nuñez (CEP Isabel Flores de Oliva) – Peru
- M^a Dolores Carrillo Pérez (Colegio Pedro Poveda) – Spain
- Isabel M^a Baldó (Colegio Santa Teresa IT) – Spain
- Katrin Czerwitzki (Deutsche Bischofskonferenz) – Germany
- Cynthi Mar (Don Bosco Elementry School) – Myanmar
- Dora Simunovic (ECSWE – European Council for Steiner Waldorf Education) – Croatia
- Sean Dalfonso (Edmund Rice Christian Brothers North America) – United States of America
- Deani Van Pelt (Edvance) – Canada
- Graham Coyle (European Educators' Christian Association) – United Kingdom
- Christowaja Mtinda (Evangelical Lutheran Church in Tanzania) – Tanzania
- Caron Nathaniël (Fédération des Associations Familiales Protestantes) – France
- Sr My-Lan Michaela Nguyen (Fédération des Ecoles catholiques de Suisse) – Switzerland
- Lucie Iskandar (Federation pédagogie Steiner Waldorf en France) – France
- Werner Govaerts (Federatie Steinerscholen Vlaanderen) – Belgium
- La Fédération Félicia – France
- Clara Biella (FIDAE) – Italy
- Barbara Schellenberger (Fördergemeinschaft für Schulen in freier Trägerschaft e.V.) – Germany
- Katrin Czerwitzki (German Bishop Conference) – Germany
- Daniel Barekayo (Groupe Scolaire Karengera) – Rwanda
- Céline Taillifet (IDL Familles) – France
- Zenebe Abebe (IIMA – Salesian Catholic Schools) – Ethiopia
- Miguel Fernández (Iglesia Evangélica Luterana Unida) – Argentina
- Enriqueta Castro (Instituto María Isabel Dondé, I. A. P.) – Mexico
- Mónica Diéguez (Instituto Pedro Poveda) – Argentina
- Nzigire Magambo (Institut Tumaini) – DR Congo
- Razafinirina Herinilaina Ella (IIMA – Salesiane di Don Bosco) – Madagascar
- Sirirat Anuwatprakit (IIMA – Salesiane di Don Bosco) – Thailand
- Debbie Ponsaran (IIMA – Salesiane di Don Bosco) – Philippines
- SR. Aruna Kispotta (IIMA – Salesiane di Don Bosco) – India
- Jonathan Tiernan (Jesuits Education) – Ireland
- Marc Van den Brande (Katholiek Onderwijs Vlaanderen) – Belgium
- Teuta Buka (KKEKSH – National Albanian Commission for Catholic Education) – Albania

- Audun Raen (Kristne friskolers forbund - Association of Christian Independent Schools) - Norway
- Kristine Upite (Latvian Association for Waldorf Education) - Latvia
- Solomon Obeng (Mampong Presby Junior High School) - Ghana
- Titus Frankemölle (Nederlandse Katholieke Schoolraad) - Netherlands
- Dobrochna Lama (NPDN Instytut EDUCARE) - Poland
- Samuel Nartey Teye (Nuaso Ramseyer Presby Junior High School) - Ghana
- Michel Bertet (OIEC) - France
- Anne-Rigmor Stock Evje (Oslo Katolske Bispedømme) - Norway
- Maria Riza Melliza (Saint Pedro Poveda College) - Philippines
- Barbara Coupar (Scottish Catholic Education Service) - United Kingdom
- Charles Mallia (Secretariat for Catholic Education in Malta) - Malta
- Paul Meany (Secretariat of Secondary Schools) - Ireland
- Adrián Fernandes (Society of Pilar in Delhi) - India
- Martin Smilnak (St John Bosco School) - Slovakia
- Lynda McHale (Teresian School) - Ireland
- Peter Warnders (VBS) - Netherlands
- Robbert Jan de Vries (VERUS, Association for Catholic and Christian Education) - Netherlands
- Frank Monagle (Wollemi College NSW) - Australia
- Marko Weilguny (Zavod sv. Stanislava) - Slovenia
- Melquiades Nsue Nguema (Diocesan priest) - Equatorial Guinea

3. INTRODUCTION

3.1. THEORY

“Parents have a prior right to choose the kind of education that shall be given to their children” - Art. 26.3, Universal Declaration of Human Rights

After World War II, the international community agreed on an unprecedented document: the Universal Declaration of Human Rights (UDHR). The right to education was acknowledged as an essential right to grant human dignity, and freedom of education was recognized as a cornerstone of the right to education in Article 26. Agreement on the article, especially on the inclusion of the freedom dimension in 26.3, was not achieved easily; what exactly is meant by “freedom of education” has continued to be a source of conflict (STANFIELD, 2021). Freedom of education is not fully implemented (and sometimes even contested) in different political settings. The present research aims to deepen this issue by analyzing the state of recognition and implementation of this freedom in countries around the world.

As in previous publications of this index, this edition takes a human rights-based approach. A human rights-based approach consists of assessing public policies from a rights holder’s perspective. Human rights are founded on the dignity and worth of all human beings and are anchored in the international human rights instruments. Governments adopt those human rights instruments and become legally bound by them. That means that the national implementation of human rights, including the right to education and freedom of education, cannot depend on an altruistic inclination of any given government. Rather, governments are expected to grant human rights because they have adopted the international human rights treaties that are based on the inherent dignity of the human being.

Freedom of education is recognized in article 26.3 in the UDHR under the following formula: “Parents have a prior right to choose the kind of education that shall be given to their children.” And yet, conversations around freedom of education are ongoing and so are the tensions that surround them. As pointed out by the French Constitutionalist Esmein: “The question of freedom of education remains always open. It is a natural tendency of the governors of the State, whoever they may be, to endure the freedom of others impatiently” (ESMEIN, 1921, p. 599). Still today, in many national and international poli-

tical discussions, different stakeholders argue about the extent, or even the existence, of public obligations in regard to the realization of this liberty. The question at hand is whether freedom of education poses an obligation to the States to support non-governmental schools that reflect the cultural values of parents. To answer that question, a comprehensive understanding of the right to education is needed.

3.1.1 Freedom of Education in International Human Rights Law

Despite the discussions around the freedom dimension of the right to education in the preparation of the UDHR, freedom of education was later recognized in the main binding human rights treaties. In 1976, the UN General Assembly adopted the International Covenant on Economic, Social and Cultural Rights (ICESCR) and the International Covenant on Civil and Political Rights (ICCPR). The ICESCR acknowledges in Article 13 the freedom dimension of the right to education (State obligation to grant freedom of education) alongside the provision dimension (State obligation to grant education for everybody). This covenant establishes freedom of education on two pillars: the liberty of parents to choose for their children’s schools (art. 13.3), other than those established by the public authorities and the liberty of individuals and bodies to establish and direct educational institutions (art. 13.4). Article 18 of the ICCPR recognizes freedom of education as a critical right for the realization of the freedom of thought, conscience, and religion.

UNESCO’s Convention against Discrimination in Education (CADE), adopted in 1962, is the oldest international binding document recognizing the right to education. Article 5 of this Convention recognizes the aim of the right to education and the content of freedom of education in similar terms as those established by the ICESCR. In fact, Article 5 of the CADE has inspired the formulation of Article 13 of the ICESCR (UNESCO, 2006). The CADE understands the freedom of education not only as a right of parents but also as a right of minorities. This understanding has not been explicitly integrated into the ICESCR. The importance of freedom of education for the realization of the rights of collectives has been acknowledged years after

also in the ILO C169 - Indigenous and Tribal Peoples Convention (No. 169) adopted in 1989 which points that “governments shall recognise the right of these – indigenous – peoples to establish their own educational institutions and facilities” (art. 27).

3.I.II Right to Education as a Cultural Right

In the last few years, the international community has rediscovered freedom of education in the context of the vindication of cultural rights. In 2001, the UNESCO Universal Declaration on Cultural Diversity was adopted. Article 5 of that declaration says that “all persons should be entitled to quality education and training that fully respect their cultural identity”. This article links the freedom dimension of the right to education with the notion of quality and inclusion (OIDEI, 2016). Since then, the notion of cultural rights has appeared in different human rights discussions and relevant documents on the right to education. A good example of that is the 2021 report on the cultural dimensions of the right to education by the UN Special Rapporteur on the Right to Education. This report explicitly stresses the relevance of educational freedom to fully realize the cultural dimension of the right to education (BOLLY BARRY, 2021). Yet, the awareness of a close link between education, culture, and the human personality is not new.

Education is much more than a path to employability. “Man can become man only through education” said Kant (KANT, 1910). Kant’s phrase points to the need for education to be understood in broad terms, much broader than some policies might suggest. The international community has emphasized this in the main human rights instruments when it has expressed as the main aim of education the “full development of human personality” (art. 26 UDHR and 13 ICESCR) (COMMITTEE ON ECONOMIC, SOCIAL AND CULTURAL RIGHTS, 1999). The aim of “full development of the right to education” shows that education is in the domain of the “right to be”, as it was later expressed in the main two UNESCO reports as one of the main notions of the right to education (FAURE, 1972) (DELORS, 1996). For a proper understanding of freedom of education, we have to see it in the context of the relational dimension of the human being.

The human being is neither an isolated island nor an isolated identity. Rather, the human being is an “inside with and outside” (MOUNIER, 1936). Or else put, identity is the “interface between personal and community” (NORDMANN, 2003). When encountering the “other”, identity gives us a face, alone or in common. On the contrary, negotiating

our identity with others on an equal footing will prove very difficult if we don’t know our identity or if we don’t know how to present our individual and communal selves in the discussions.

Socialization and enculturation are unique features of the human being. From an anthropological point of view, it is worth remembering that human beings raised outside of a human environment tend to behave in a manner similar to that of an animal. However, the opposite is not the case. An animal raised in a cultural environment does not behave like a human being. It is not possible to conceive a humanistic approach without a cultural approach, that is, without understanding the inherent sociability of human development (LORDA, 2010). This explains why Article 4 of the UNESCO Universal Declaration on Cultural Diversity says “The defense of cultural diversity is an ethical imperative, inseparable from respect for human dignity”. This is important for a holistic understanding of the right to education.

The temptation of some stakeholders to take a market approach to education by considering education from a mere skill acquisition perspective does not comport with education for relational and cultural beings. From a human rights perspective, forgetting the cultural dimension could lead us to forget about the “humanistic mission” of education emphasized by the previous UN Special Rapporteur on the right to education Kishore Singh (SINGH, 2016). The importance of the humanistic vision has been reiterated recently by the UN Secretary-General, who stressed that education is a fundamental human right, the realization of which is a source of dignity and personal empowerment (GUTERRES, 2022).

Therefore, education must enable people to build their own cultural identity, to live within the norms of a particular culture, and to engage in a fruitful dialogue with other cultures. Education as a cultural right, appears as the “self-giving instrument of meaning” (FERNANDEZ, 2003). For these reasons, the former director of OIDEI, Alfred Fernandez, repeatedly said that denying the right to education is denying humanity.

3.I.III The Role of Parents

Parents emerge as a cornerstone in the realization of the freedom of education. This is especially relevant when we take a cultural approach to the right to education. We have observed that the child (and any other person for that matter) is not an isolated atom of society. His or her existence

develops in the larger contexts such as the community and the family.

The family and parents are the closest and most competent social community to guarantee the rights of the child. During the years when children are incapable of exercising their own rights, their parents have primary responsibility to ensure their children's rights. As we can see in Article 18.1 of the Convention of the Rights of the Child (CRC) *"Parents or, as the case may be, legal guardians, have the primary responsibility for the upbringing and development of the child"*. Here we have to bear in mind that the development of the child, the young human being, goes much further than physical development to the development of identity. Hence a parent's responsibility for the upbringing of their child encompasses not only physical and nutritional care but also emotional and psychological care and the transmission of values that builds coherent identity. Community life begins to be learned, precisely, within a family. It is within this context that we can understand the sentence of the Supreme Court of the United States: *"The fundamental theory of liberty upon which all governments of this Union rest excludes any general power of the State to standardize its children by forcing them to accept instruction from public teachers only [...] the child is not the mere creature of the State; those who nurture him and direct his destiny have the right, coupled with the high duty, to recognize and prepare him for additional obligations."* (Pierce versus Society of the Sisters, 268 US 510). In the same vein, the European Court of Human Rights acknowledges that *"parents being primarily responsible for the "education and teaching" of their children - that parents may require the State to respect their religious and philosophical convictions."* (Kjeldsen, Busk Madsen and Pedersen v. Denmark, 7 December 1976, par. 52).

If we consider in depth the cultural dimension and its implications on the full development of the child and its identity, it becomes clear that the right to education cannot be exercised without freedom of education. How could parents otherwise ensure that their children receive an education aligned with their cultural identity and convictions?⁸ Mehedi reached similar conclusions in his report to the Sub-Commission on the Promotion and Protection of Human Rights, *"the emphasis on the human being necessarily implies that education contributes to turn the educated person into a real free*

human being: education is a free act creating freedoms. Thus far from being an advocacy, the freedom of education is part of the right to education nucleus. It is moreover bound to numbers of other freedoms recognized in international instruments" (MEHEDI, 1999). Having explored the freedom of education in depth, we now can approach the question raised above: What obligations does freedom of education require from the State?

3.1.IV Positive State Obligations

The main human rights UN treaties do not explicitly mention the positive obligations of the State. Yet, we can certainly draw conclusions from the human rights treaty bodies, which have developed the content of these rights by developing a corpus of soft law through General Observations. General Observations are not binding. Nonetheless, they can be a useful tool to interpret and fulfill the content of the human rights treaties.

In this regard, according to the UN Committee on Economic Social and Cultural Rights, *"State party has no obligation to fund institutions established in accordance with article 13 (3) and (4)"* (COMMITTEE ON ECONOMIC, SOCIAL AND CULTURAL RIGHTS, 1999). While this seems to indicate that States have no obligations to grant freedom of education, the same General Observation offers important nuance. Concerning the right to education, the CESCR establishes in the same document certain positive obligations to assist individuals and communities in exercising this right (COMMITTEE ON ECONOMIC, SOCIAL AND CULTURAL RIGHTS, 1999). The question arises: Under which circumstances *must* the State fund non-governmental schools?

According to different UN Human Rights instruments, the right to education requires States to grant education that is available, accessible, acceptable, and adaptable. The notion of acceptability implies that *"the form and substance of education, including curricula and teaching methods, have to be acceptable (e.g. relevant, culturally appropriate and of good quality) to students and, in appropriate cases, parents"*. Education has to *"be flexible so it can adapt to the needs of changing societies and communities"*. (COMMITTEE ON ECONOMIC, SOCIAL AND CULTURAL RIGHTS, 1999). Acceptability and adaptability of education have also been pointed out by the first UN Special

⁸ For more information: GRAU CALLIZO, I. & GARCÍA GUTIÉRREZ, J. (2021) "La dimensión cultural del derecho a la educación como realización efectiva de la libertad de enseñanza" in *La libertad de educación: un análisis interdisciplinar de sus presupuestos y condicionamientos actuales*. Coord by: Patricia Santos Rodríguez (dir.), 2021, p. 33-52.

Rapporteur on the Right to Education, Katerina Tomasevski (TOMASEVSKI, 1999).

3.IV State Funding of Non-Governmental Education

In order for States to provide a culturally appropriate and quality education that responds to the needs of all the communities, public authorities cannot be the sole provider of education. Other stakeholders, such as non-governmental organizations, must be able to provide education, also. Moreover, it would be inequitable if minorities, especially those more vulnerable, had to pay tuition to access an education respectful of their convictions and cultural identity. Hence, States should fund governmental schools as well as non-governmental schools (this is why the term “educational pluralism” is often used in freedom of education conversations). State obligations defined in the field of cultural rights further reveal the nature of the State obligations needed for granting educational pluralism.

The CESCR establishes clearly that the realization of cultural rights requires both negative obligations (i.e. non-interference with the exercise of cultural practices and with access to cultural goods and services) and positive obligations (ensuring preconditions for participation, facilitation, and promotion of cultural life, and access to and preservation of cultural goods) (COMMITTEE ON ECONOMIC, SOCIAL AND CULTURAL RIGHTS, 2009)⁹. For instance, the CESCR points out that State parties have “to facilitate the right of everyone to take part in cultural life by taking a wide range of positive measures, including financial measures, that would contribute to the realization of this right”. States have positive obligations, including financial obligations, to grant cultural rights. This is important for the realization of the right to education, a right that is closely linked to the realization of cultural rights.

The CESCR highlights that “*The right of everyone to take part in cultural life is also intrinsically linked to the right to education*” (COMMITTEE ON ECONOMIC, SOCIAL AND CULTURAL RIGHTS, 2009). In terms of State obligations, the committee then points out that States have “*To respect and protect the right of everyone to engage in their own cultural practices, while respecting human rights which entails, in particular, respecting (...) freedom*

to choose and set up educational establishments” (COMMITTEE ON ECONOMIC, SOCIAL AND CULTURAL RIGHTS, 2009). Communities have the right to set up and choose non-governmental schools. Or else put, States have no grounds for preventing communities and parents from freedom of education (be it explicitly or by lack of support).

Respect for the liberty of parents does not entail a global obligation for the State to fund every educational option that a parent may desire. Nevertheless, since parents’ educational choices are essential to fulfill education as a cultural right, the State might have positive obligations when it comes to financing (COMMITTEE ON ECONOMIC, SOCIAL AND CULTURAL RIGHTS, 2009). This sort of obligation is reflected in various ways at international, regional, as well as national levels.

At the international level, two different UN Special Rapporteurs have mentioned in two different reports that the cultural dimension of the right to education could justify public authorities’ obligation to fund non-governmental schools. (BOLLY BARRY, 2021) (SHAHEED, Report of the Special Rapporteur on the right to education - Securing the right to education: advances and critical challenges, 2023).

At the regional level, the acknowledgment of the relevance of public funding to grant educational pluralism can be seen in different documents. In 1984, a resolution of the European Parliament stated that “*Member States shall be required to provide the financial means whereby this right can be exercised in practice, and to make the necessary public grants to enable schools to carry out their tasks and fulfill their duties under the same conditions as in corresponding State establishments, without discrimination as regards administration, parents, pupils or state. Notwithstanding this, however, freely established schools shall be required to make a certain contribution of their own as a token of their own responsibility and as a means of supporting their independent status*”. Similarly, in 2018, the European Parliament Resolution on modernization of education in the EU said, “*with regard to increasing inclusiveness and ensuring freedom of educational choice, the provision of adequate financial support for schools of all categories and levels, both state schools and not-for-profit private schools, provided the curriculum offered is based on the principles enshrined in the Charter of Fundamental Rights of the European Union*”. On

⁹ For more information: GRAU, I. (2021) *WP 24: What is the scope of the “respect of the liberty of parents”?*, OIDEL, Geneva. Available at: <https://www.oidel.org/wp-content/uploads/2021/05/wp24.pdf>

the national level, governments granting freedom of education through positive obligations and the establishment of certain regulations is not unusual (BERNER, 2019). Some countries, namely the Netherlands and Slovenia, even recognize in their constitutions the government's obligation to fund non-governmental schools (art. 23 of the Constitution of the Kingdom of The Netherlands (1983) and art. 57 of the Constitution of Slovenia (1991)).

Also at the jurisprudential level, we can observe several cases pointing to the relevance of public funding to grant educational pluralism. A historical example of such a case is the decision of the French Constitutional Council (23rd of November 1977) which stated that the principle of free and secular public education *"cannot exclude the existence of private education, nor the granting of aid of the State to this teaching in the conditions defined by law"* (FAVOREU & PHILIP, 2001). A recent example that shows the relevance of public funding of non-governmental schools is a sentence from the Supreme Court of the United States noting that banning aid to religious schools imposes *"a heavy burden on people on faith and their ability to educate their children in that faith"* (Espinoza v. Montana Department of Revenue, 2020). Moreover, the European Court of Human Rights (ECHR) has stated that *"safeguarding the possibility of pluralism in education (...) is essential for the preservation of the "democratic society"*

(Folgerø v Norway, 29 of June 2007, par 84. b). We conclude that the cultural approach to the right to education – and its many anchors in legal doctrine – does imply State funding for non-governmental schools.

3.I.VI Last Thoughts

Both the legal recognition of freedom of education and also public funding of non-governmental education are essential to make pluralism possible for all. Only this way can all families – not only wealthy families – access schools that reflect their cultural community. This is especially critical for non-mainstream groups. As OECD has stated, in countries where NGS receive higher shares of public funding, the socio-economic profiles of publicly and privately managed schools show less disparity (OECD, 2017). UNESCO has stated that governments need to see all education institutions, students, and teachers as part of a single system (GEM Report team, 2022). In that way, granting educational pluralism should not be seen in opposition to a solid and inclusive public system but rather as a cornerstone of the whole educational system.

This research takes a constructive approach and aims to support governments as they ensure the right to cultural identity and the freedom of education for all.

3.II. METHODOLOGY

This report aims to be simple and as neutral as possible. We use the term “governmental schools” when referring to schools managed by the State, irrespective of the funding source. We refer to all other schools as “non-governmental schools”, such as – but not exclusively – private schools, charter schools, free schools, or independent schools. These schools are usually established and managed by civil society. In the following pages, we will use the abbreviation “NGS” for non-governmental schools.

The 2023 report covers a large number of countries, 157 in total, from all geographic regions. We have made the effort to increase this number from previous editions to get a global panorama of the current landscape.

We consider four indicators: (1) The legal possibility to establish and manage NGS, (2) Public funding of NGS, (3) Net enrolment rate in primary education, and (4) Enrolment rate in NGS.

1. Is there a legal possibility to establish and manage NGS?

This indicator aims to assess the extent of recognition that non-governmental schooling forms receive in a given country. In other words, this indicator monitors the domestic application of paragraphs 3 and 4 of article 13 of ICESCR:

3. The States Parties to the present Covenant undertake to have respect for the liberty of parents and, when applicable, legal guardians to choose for their children schools, other than those established by the public authorities, which conform to such minimum educational standards as may be laid down or approved by the State and to ensure the religious and moral education of their children in conformity with their own convictions.

4. No part of this article shall be construed so as to interfere with the liberty of individuals and bodies to establish and direct educational institutions, subject always to the observance of the principles set forth in paragraph 1 of this article and to the requirement that the education given in such institutions shall conform to such minimum standards as may be laid down by the State.

The marking scheme for indicator 1 considers three components: mention in the law, mention in the constitution, and legality of home-schooling. By “mention”, we refer to those formulations that can be understood as the acknowledgements of freedom of education. They include positive affirmations of

non-governmental schools or parental liberty to choose the education for their children. The first component, mention in the law, concerns the legal possibility to establish NGS. States receive maximum points either through the explicit recognition of NGS or through the broader recognition of freedom of education and a plural educational system. States that recognize freedom of education in their law receive 80 points. The second component, mention in the Constitution, concerns the constitutional possibility to establish NGS. The Constitution is the highest law of a Country. Thus, the recognition of a right in the Constitution reinforces the State’s commitment to it. Countries that recognize freedom of education in their constitution receive 10 points. The third component concerns home-schooling. The legality of home-schooling reinforces the protection of parents’ liberty to choose the religious and moral education of their children in conformity with their own convictions. In her most recent report, Special Rapporteur on the Right to Education, Farida Shaheed, affirmed that home-schooling is a part of educational freedom (SHAHEED, A/HRC/53/27, 2023). The countries that recognize home-schooling in their national law receive 10 points. Countries that do not allow home-schooling or for which no regulation was found receive 0 points. The marking scheme of indicator 1 ranges from 0 to 100 points. When necessary, a comment is appended to explain the awarded mark.

2. Does public funding for non-governmental schools (NGS) exist? If yes, which costs are subsidized by the State?

This indicator aims to assess the public funding for NGS.

We have established five categories to assess the degree to which public authorities participate in the funding of NGS. This scheme is based on the European Commission’s statistic for educational expenditure (EUROPEAN COMMISSION, 2005). The categories are:

- a. There is no public funding for NGS: 0 points
- b. Financial aid is low and/or poorly defined: 30 points
- c. Financial aid includes subsidizing teachers’ salaries: 60 points
- d. Financial aid includes operating costs (heating, cleaning, electricity, etc.) and the costs of point c): 70 points

- e. Financial aid includes investment costs (building and equipment) and the costs of points c) and d): 100 points.

3. Net Enrolment Rate (Primary education) (%)

Freedom of Education, as implied by Article 26 of the UDHR and Article 13 of the ICESCR, is part of the Right to Education. Therefore, the context for assessing a State's recognition of educational freedom is the State's provision of basic education to all children. State parties have "a minimum core obligation to ensure the satisfaction of, at very least, minimum essential levels" of each of the rights enunciated in the Covenant, including "the most basic forms of education" (CESCR, 1990)(par. 10). This core obligation includes an obligation "(...) to provide primary education for all" (CESCR, 1999) (par. 57). The purpose of indicator 3 is to adjust the index in situations where a State recognizes freedom of education but is not fulfilling its obligation to provide basic education for all children.

The mark of indicator 3 is drawn from the net enrolment rate. This figure was chosen rather than the gross enrolment rate as it is considered to be more indicative of the effort of the State in terms of accessibility of education¹⁰. The marking scheme ranges from 0 to 100 points.

4. Enrolment Rate in non-governmental schools (NGS) as percentage of total (primary education) (%)

This indicator aims to assess the relative importance of NGS in each country. It is based on the enrolment rate in NGS at the primary level. The marking scheme ranges from 0 to 1 point.

3.II.I Contextual Information

Each country profile includes other information that is not taken into account in the calculation of the Freedom of Education Index. This data is included to help readers have a broader insight into the country being assessed. The information concerns population, development (GNI per capita PPP and HDI Ranking

(Position/score)), commitment to international instruments concerning the right to education (ratifications of ICESCR, OPICESCR and CADE), and other education-related information.

3.II.II Index Calculation

The Freedom of Education Index ranks States on a 0-100 scheme. The following formula is applied to establish the index mark:

$$\text{Points} = \frac{\text{Indicator 1} + (\text{Indicator 2} \cdot (1 + \text{Indicator 4})) + \text{Indicator 3}}{3.95}$$

The formula follows a two-step process. Firstly, the "Points" are calculated on the basis of all four indicators. All indicators are added up with the exception of Indicator 4 which is used as a multiplicative factor of Indicator 2. The reason for this use of Indicators 2 and 4 is twofold. On the one hand, States with a high Indicator 2 should be advantaged proportionately to the value of Indicator 4 as they finance a proportionately large NGS sector. On the other hand, States with a high Indicator 4 but low Indicator 2 should not be disproportionately advantaged by the fact that they have a large NGS sector, for which they only provide low or no funding.

$$\text{Points} = \text{Indicator 1} + (\text{Indicator 2} \cdot (1 + \text{Indicator 4})) + \text{Indicator 3}$$

Secondly, the "Points" is then converted to the Index mark by equating the "Points" mark of the fictive ideal State to the index value of 100. The fictive ideal State's "Points" mark is calculated as follows: Indicators 1, 2, and 3 are awarded 100 points, whereas Indicator 4 is awarded the same number of points as the existing country with the highest number of points for Indicator 4. The reason for not awarding Indicator 4 the highest value on the marking scheme – as we have for the other indicators – is because this would equate to saying that the ideal State has 100% of NGS and no governmental schools. Such an assumption seems unfounded and unrealistic. Instead, we recognize that a developed NGS sector indicates an enhanced Freedom of Education, but that there is no optimal share of NGS in an educational system¹¹. In the case of the 2023 report, the value of the fictive ideal State's

¹⁰ The gross enrollment ratio is the number of pupils or students enrolled in a given level of education, regardless of age, expressed as a percentage of the population in the theoretical age group for the same level of education. The net enrollment rate is the total number of pupils or students in the theoretical age group for a given level of education enrolled in that level, expressed as a percentage of the total population in that age group (UNESCO).

¹¹ This method of calculation is commonly used when there is not an established correct or desirable value. For instance, in the Human Development Index uses this method to establish the "optimal" life expectancy: <https://ourworldindata.org/human-development-index>

Indicator 4 corresponds to that of Ireland, the State that counts with the highest share of NGS among all countries, namely 95%¹² (equating to 0,95 points). The overall “Points” mark of the fictive ideal State is therefore 395 points. The “Points” marks of all

States are then converted to Index marks through a cross-multiplication. This corresponds to the following calculation:

$$FEI = \frac{Points \cdot 100}{395} = \frac{Points}{3.95}$$

¹² <https://www.gov.ie/en/organisation/departments-of-education/>

4. GLOBAL RANKING

Rank	Country	Indicator 1: The legal possibility to establish and manage NGS (2023)	Indicator 2: Public funding of NGS (2023)	Indicator 3: Net enrolment rate in primary education (%) (2023)	Indicator 4: Enrolment Rate in NGS as percentage of total (primary education) (2023)	FEI 2023
1	Ireland	100,00	100,00	99,96	0,990	99,990
2	Netherlands	100,00	100,00	99,71	0,700	92,659
3	Belgium	100,00	100,00	98,86	0,542	88,486
4	United Kingdom of Great Britain and Northern Ireland	100,00	100,00	98,02	0,342	83,263
5	Chile	100,00	70,00	99,39	0,630	78,569
6	Finland	100,00	100,00	98,30	0,020	75,263
7	Malta	90,00	70,00	99,83	0,420	72,489
8	Lebanon	90,00	60,00	98,00	0,680	72,381
9	Papua New Guinea	90,00	100,00	97,57	0,012	72,373
10	Mauritius	90,00	70,00	99,67	0,369	71,554
11	Thailand	100,00	70,00	99,73	0,222	71,496
12	Denmark	100,00	70,00	99,31	0,177	70,602
13	Spain	90,00	70,00	98,14	0,315	70,223
14	Australia	90,00	70,00	98,54	0,296	69,990
15	Hungary	100,00	70,00	94,50	0,185	69,536
16	Israel	90,00	70,00	99,50	0,235	69,160
17	Poland	100,00	70,00	99,83	0,072	68,890
18	Peru	90,00	70,00	98,43	0,222	68,664
19	United States of America	100,00	70,00	97,99	0,083	68,622
20	Lithuania	100,00	70,00	99,89	0,047	68,466
21	Singapore	100,00	70,00	99,88	0,042	68,376
22	France	90,00	70,00	99,86	0,151	67,777
23	Montenegro	100,00	70,00	99,51	0,005	67,634
24	Luxembourg	90,00	70,00	99,32	0,120	67,098
25	Canada	100,00	70,00	91,67	0,064	66,704
26	Georgia	90,00	70,00	98,66	0,105	66,669
27	Slovakia	90,00	70,00	97,10	0,083	65,892
28	Sierra Leone	90,00	70,00	98,09	0,065	65,825
29	Norway	90,00	70,00	99,84	0,037	65,772
30	Germany	90,00	70,00	97,94	0,052	65,559
31	Iceland	90,00	70,00	99,58	0,027	65,531

Rank	Country	Indicator 1: The legal possibility to establish and manage NGS (2023)	Indicator 2: Public funding of NGS (2023)	Indicator 3: Net enrolment rate in primary education (%) (2023)	Indicator 4: Enrolment Rate in NGS as percentage of total (primary education) (2023)	FEI 2023
32	New Zealand	90,00	70,00	99,95	0,019	65,484
33	Dominican Republic	90,00	70,00	89,47	0,165	65,419
34	Czech Republic	90,00	70,00	98,68	0,032	65,393
35	Slovenia	100,00	60,00	99,96	0,013	65,348
36	Russian Federation	100,00	60,00	99,93	0,008	65,266
37	Croatia	90,00	70,00	97,96	0,009	64,810
38	Estonia	100,00	60,00	93,70	0,068	64,607
39	Sweden	80,00	70,00	99,90	0,112	64,596
40	Andorra	90,00	70,00	92,92	0,036	64,020
41	Argentina	80,00	60,00	99,81	0,258	63,982
42	Austria	100,00	60,00	88,60	0,063	63,253
43	Bolivia (Plurinational State of)	90,00	60,00	95,10	0,105	63,008
44	Republic of Korea	80,00	70,00	98,60	0,015	62,569
45	Malawi	80,00	70,00	98,14	0,021	62,559
46	Romania	90,00	70,00	87,63	0,016	62,343
47	Uganda	90,00	60,00	86,09	0,196	62,118
48	Latvia	80,00	60,00	98,70	0,028	60,246
49	Burkina Faso	90,00	60,00	75,14	0,234	59,945
50	Ecuador	100,00	30,00	98,62	0,225	58,990
51	Portugal	100,00	30,00	99,96	0,128	58,596
52	Indonesia	100,00	30,00	94,38	0,229	57,957
53	Mongolia	100,00	30,00	99,26	0,064	57,940
54	India	90,00	30,00	97,43	0,451	57,885
55	Malaysia	100,00	30,00	98,40	0,078	57,830
56	Republic of Moldova	100,00	30,00	99,74	0,022	57,744
57	Namibia	100,00	30,00	98,59	0,059	57,734
58	Timor-Leste	100,00	30,00	94,94	0,128	57,338
59	Togo	90,00	30,00	98,38	0,330	57,213
60	Bangladesh	90,00	30,00	98,96	0,239	56,674
61	Bulgaria	100,00	30,00	95,48	0,019	56,654
62	Italy	100,00	30,00	95,80	0,006	56,637
63	Nepal	90,00	30,00	97,64	0,254	56,456
64	Uruguay	90,00	30,00	99,73	0,168	56,333
65	Morocco	90,00	30,00	99,64	0,162	56,266

Rank	Country	Indicator 1: The legal possibility to establish and manage NGS (2023)	Indicator 2: Public funding of NGS (2023)	Indicator 3: Net enrolment rate in primary education (%) (2023)	Indicator 4: Enrolment Rate in NGS as percentage of total (primary education) (2023)	FEI 2023
66	Benin	90,00	30,00	96,92	0,250	56,246
67	Philippines	100,00	30,00	91,25	0,095	56,165
68	Botswana	100,00	30,00	91,60	0,069	56,058
69	Ghana	90,00	30,00	94,02	0,298	55,880
70	Costa Rica	90,00	30,00	99,93	0,090	55,797
71	Cyprus	90,00	30,00	99,59	0,101	55,794
72	Greece	90,00	30,00	99,56	0,062	55,494
73	Brazil	90,00	30,00	95,48	0,186	55,404
74	Sri Lanka	90,00	30,00	99,46	0,032	55,243
75	Côte d'Ivoire	90,00	30,00	94,84	0,179	55,190
76	Mozambique	90,00	30,00	99,13	0,020	55,070
77	Nicaragua	90,00	30,00	95,00	0,156	55,058
78	Myanmar	90,00	30,00	98,05	0,049	55,018
79	Cameroon	90,00	30,00	91,67	0,240	54,855
80	Jordan	100,00	30,00	79,54	0,294	54,727
81	South Africa	10,00	30,00	85,80	0,053	54,484
82	Albania	90,00	30,00	92,20	0,092	53,875
83	El Salvador	100,00	30,00	81,00	0,123	53,807
84	Congo	90,00	30,00	81,70	0,427	53,762
85	Iran (Islamic Republic of)	80,00	30,00	99,86	0,155	53,762
86	Central African Republic	90,00	30,00	89,48	0,167	53,757
87	Rwanda	90,00	30,00	92,90	0,049	53,727
88	Zambia	100,00	30,00	83,20	0,032	53,674
89	Guatemala	90,00	30,00	90,57	0,116	53,647
90	Paraguay	90,00	30,00	87,20	0,210	53,509
91	Honduras	100,00	30,00	80,00	0,107	53,436
92	Venezuela (Bolivarian Republic of)	90,00	30,00	87,40	0,191	53,416
93	Chad	100,00	30,00	77,74	0,173	53,366
94	Switzerland	80,00	30,00	99,89	0,055	53,018
95	Burundi	90,00	30,00	89,89	0,022	52,769
96	Gabon	90,00	30,00	76,70	0,439	52,599
97	Azerbaijan	90,00	30,00	88,77	0,001	52,331
98	Cambodia	90,00	30,00	86,54	0,057	52,193

Rank	Country	Indicator 1: The legal possibility to establish and manage NGS (2023)	Indicator 2: Public funding of NGS (2023)	Indicator 3: Net enrolment rate in primary education (%) (2023)	Indicator 4: Enrolment Rate in NGS as percentage of total (primary education) (2023)	FEI 2023
99	Japan	80,00	30,00	97,79	0,012	52,168
100	Tajikistan	80,00	30,00	95,99	0,011	51,709
101	Gambia	80,00	30,00	85,96	0,334	51,624
102	Lao People's Democratic Republic	80,00	30,00	92,35	0,074	51,271
103	Jamaica	90,00	30,00	81,00	0,099	51,120
104	Guinea	80,00	30,00	82,70	0,355	50,965
105	Kuwait	80,00	30,00	80,78	0,384	50,702
106	Angola	90,00	30,00	78,00	0,141	50,684
107	Haiti	90,00	30,00	58,00	0,767	50,378
108	Armenia	80,00	30,00	89,34	0,026	50,155
109	Guinea - Bissau	90,00	30,00	71,00	0,277	49,952
110	Mexico	100,00	0,00	99,22	0,099	49,930
111	Ethiopia	90,00	30,00	77,70	0,044	49,880
112	Kyrgyzstan	100,00	0,00	98,46	0,031	49,739
113	Libya	100,00	0,00	98,00	0,047	49,624
114	Senegal	90,00	30,00	72,59	0,179	49,614
115	Serbia	100,00	0,00	96,25	0,002	49,185
116	Bosnia and Herzegovina	80,00	30,00	85,14	0,019	49,050
117	Tanzania (United Republic of)	80,00	30,00	83,92	0,045	48,940
118	Kenya	80,00	30,00	80,00	0,160	48,822
119	Zimbabwe	100,00	0,00	93,83	0,131	48,579
120	Iraq	100,00	0,00	93,00	0,000	48,371
121	Mauritania	80,00	30,00	76,86	0,160	48,035
122	Mali	90,00	30,00	59,01	0,399	47,865
123	Nigeria	90,00	30,00	64,00	0,197	47,596
124	Oman	90,00	0,00	99,91	0,151	47,596
125	Algeria	90,00	0,00	99,82	0,013	47,574
126	United Arab Emirates	90,00	0,00	99,76	0,763	47,559
127	Panama	100,00	0,00	89,49	0,113	47,491
128	Egypt	90,00	0,00	99,27	0,094	47,436
129	Colombia	90,00	0,00	98,82	0,198	47,323
130	Pakistan	80,00	30,00	68,00	0,343	47,190
131	Madagascar	90,00	0,00	97,68	0,209	47,038

Rank	Country	Indicator 1: The legal possibility to establish and manage NGS (2023)	Indicator 2: Public funding of NGS (2023)	Indicator 3: Net enrolment rate in primary education (%) (2023)	Indicator 4: Enrolment Rate in NGS as percentage of total (primary education) (2023)	FEI 2023
132	Bahrain	90,00	0,00	97,66	0,372	47,033
133	Uzbekistan	90,00	0,00	96,07	0,006	46,634
134	Turkey	90,00	0,00	95,11	0,052	46,393
135	Ukraine	90,00	0,00	91,70	0,014	45,539
136	Equatorial Guinea	90,00	30,00	43,00	0,587	45,266
137	Kazakhstan	90,00	0,00	90,39	0,016	45,211
138	Turkmenistan	80,00	0,00	99,47	0,01	44,980
139	China	90,00	0,00	89,00	0,090	44,862
140	Qatar	80,00	0,00	98,64	0,635	44,772
141	Tunisia	80,00	0,00	98,40	0,078	44,712
142	Viet Nam	80,00	0,00	97,70	0,015	44,536
143	Yemen	90,00	0,00	84,40	0,05	43,709
144	Belarus	80,00	0,00	93,61	0,002	43,511
145	Niger	80,00	30,00	57,74	0,038	42,326
146	Democratic Republic of the Congo	90,00	30,00	37,00	0,113	40,198
147	Syrian Arab Republic	90,00	0,00	68,00	0,039	39,599
148	South Sudan	80,00	30,00	35,20	0,27	38,421
149	Liberia	80,00	0,00	73,15	0,496	38,383
150	Somalia	90,00	0,00	14,00	0	26,065
151	Cuba	0,00	0,00	98,81	0	24,764
152	Saudi Arabia	0,00	0,00	97,30	0,141	24,386
153	North Macedonia	0,00	0,00	95,18	0,008	23,855
154	Democratic People's Republic of Korea	0,00	0,00	94,00	0	23,559
155	Eritrea	0,00	0,00	52,24	10,6	13,093
156	Afghanistan	0,00	0,00	27,00	0,073	6,767

5. COUNTRY FILES

Afghanistan	26	Germany	132	Oman	238
Albania	28	Ghana	134	Pakistan	240
Algeria	30	Greece	136	Panama	242
Andorra	32	Guatemala	138	Papua New Guinea	244
Angola	34	Guinea	140	Paraguay	246
Argentina	36	Guinea-Bissau	142	Peru	248
Armenia	38	Haiti	144	Philippines	250
Australia	40	Honduras	146	Poland	252
Austria	42	Hungary	148	Portugal	254
Azerbaijan	44	Iceland	150	Qatar	256
Bahrain	46	India	152	Republic of Korea	258
Bangladesh	48	Indonesia	154	Republic of Moldova	260
Belarus	50	Iran (Islamic Republic of)	156	Romania	262
Belgium	52	Iraq	158	Russian Federation	264
Benin	54	Ireland	160	Rwanda	266
Bolivia (Plurinational State of)	56	Israel	162	Saudi Arabia	268
Bosnia and Herzegovina	58	Italy	164	Senegal	270
Botswana	60	Jamaica	166	Serbia	272
Brazil	62	Japan	168	Sierra Leone	274
Bulgaria	64	Jordan	170	Singapore	276
Burkina Faso	66	Kazakhstan	172	Slovak Republic	278
Burundi	68	Kenya	174	Slovenia	280
Cambodia	70	Kuwait	176	Somalia	282
Cameroon	72	Kyrgyzstan	178	South Africa	284
Canada	74	Lao People's Democratic		South Sudan	286
Central Africa Republic	76	Republic	180	Spain	288
Chad	78	Latvia	182	Sri Lanka	290
Chile	80	Lebanon	184	Sweden	292
China	82	Liberia	186	Switzerland	294
Colombia	84	Libya	188	Syrian Arab Republic	296
Congo	86	Lithuania	190	Tajikistan	298
Costa Rica	88	Luxembourg	192	Tanzania (United Republic of)	300
Côte D'Ivoire	90	Madagascar	194	Thailand	302
Croatia	92	Malawi	196	Timor-Leste	304
Cuba	94	Malaysia	198	Togo	306
Cyprus	96	Mali	200	Tunisia	308
Czech Republic	98	Malta	202	Turkey	310
Democratic People's Republic		Mauritania	204	Turkmenistan	312
of Korea	100	Mauritius	206	Uganda	314
Democratic Rep. of the Congo	102	Mexico	208	Ukraine	316
Denmark	104	Mongolia	210	United Arab Emirates	318
Dominican Republic	106	Montenegro	212	United Kingdom of Great	
Ecuador	108	Morocco	214	Britain and Northern Ireland	320
Egypt	110	Mozambique	216	United States of America	322
El Salvador	112	Myanmar	218	Uruguay	324
Equatorial Guinea	114	Namibia	220	Uzbekistan	326
Eritrea	116	Nepal	222	Venezuela	
Estonia	118	Netherlands	224	(Bolivarian Rep. of)	328
Ethiopia	120	New Zealand	226	Viet Nam	330
Finland	122	Nicaragua	228	Yemen	332
France	124	Niger	230	Zambia	334
Gabon	126	Nigeria	232	Zimbabwe	336
Gambia	128	North Macedonia	234		
Georgia	130	Norway	236		

Afghanistan		
Total Population	GNI per capita, PPP (current international dollars)	HDI Ranking (Position/score)
39 835 428 (2021)	2 100\$ (2021)	180/0.478 (2022)

Literacy Rate (%)	37% (2021)
Enrolment Rate (primary education) – Gross (%)	106.70% (2019)
Enrolment Rate (primary education) – Net (%)	27% (1993)
Enrolment Rate (secondary education) – Gross (%)	55.43% (2018)
Enrolment Rate (secondary education) – Net%	50.4% (2018)
Enrolment Rate in NGS as percentage of total (primary education) (%)	7.3% (2019)
Enrolment Rate in NGS as percentage of total (secondary education) (%)	4.5% (2018)
Public expenditure on education as percentage of total government expenditure (%)	10.9% (2021)
Public expenditure on education as percentage of GDP (%)	2.9% (2020)

Ratification of the ICESCR	Ratification of the optional Protocol to the ICESCR	Ratification of the Convention against Discrimination in Education
YES	NO	YES

Indicator 1	
Points	0
Mention in the Law	NO
Mention in the Constitution	NO
Home-schooling	NO
Comments	The 2008 Education Law and the 2004 Constitution recognize freedom of education. Yet, according to media, laws approved before the new Taliban regime's establishment are no longer in force. According to UN reports, the situation of human rights in Afghanistan has degraded in the last years, including the right to education. This is especially concerning regarding the access of girls and women to education.

Indicator 2	
Points	0
No financial aid	YES
Financial aid is low and/or poorly defined	-
Financial aid includes subsidizing teachers' salaries	-
Financial aid includes operating costs (heating, cleaning, electricity, etc.)	-
Financial aid includes investment costs (buildings and equipment)	-
Comments	-

Indicator 3	
Enrolment Rate (primary education) – Net (%)	27% (1993)

Indicator 4	
Enrolment Rate in NGS as percentage of total (primary education) (%)	7.3% (2019)

TOTAL Freedom of Education Index	
Rank	Index
156	6,767

Albania		
Total Population	GNI per capita, PPP (current international dollars)	HDI Ranking (Position/score)
2 811 666 (2021)	15 430\$ (2021)	67/0,796 (2022)

Literacy Rate (%)	98% (2018)
Enrolment Rate (primary education) – Gross (%)	95.92% (2021)
Enrolment Rate (primary education) – Net (%)	92.20% (2021)
Enrolment Rate (secondary education) – Gross (%)	96.11% (2021)
Enrolment Rate (secondary education) – Net%	87.1% (2020)
Enrolment Rate in NGS as percentage of total (primary education) (%)	9.2% (2021)
Enrolment Rate in NGS as percentage of total (secondary education) (%)	10.2% (2021)
Public expenditure on education as percentage of total government expenditure (%)	12.1% (2020)
Public expenditure on education as percentage of GDP (%)	3.1% (2020)

Ratification of the ICESCR	Ratification of the optional Protocol to the ICESCR	Ratification of the Convention against Discrimination in Education
YES	NO	YES

Indicator 1	
Points	90
Mention in the Law	YES
Mention in the Constitution	YES
Home-schooling	NO
Comments	-

Indicator 2	
Points	30
No financial aid	-
Financial aid is low and/or poorly defined	YES
Financial aid includes subsidizing teachers' salaries	-
Financial aid includes operating costs (heating, cleaning, electricity, etc.)	-
Financial aid includes investment costs (buildings and equipment)	-
Comments	The Ministry can provide financial support to non-governmental schools, but this provision has not yet been implemented due to budgetary constraints. Some religious schools receive financial support for teachers' salaries, although the support only represents 3% of those salaries.

Indicator 3	
Enrolment Rate (primary education) – Net (%)	92.20% (2021)

Indicator 4	
Enrolment Rate in NGS as percentage of total (primary education) (%)	9.2% (2021)

TOTAL Freedom of Education Index	
Rank	Index
82	53,87

Algeria		
Total Population	GNI per capita, PPP (current international dollars)	HDI Ranking (Position/score)
44 616 626 (2021)	11 750\$ (2021)	91/0,745 (2022)

Literacy Rate (%)	81.4% (2018)
Enrolment Rate (primary education) – Gross (%)	111.28% (2020)
Enrolment Rate (primary education) – Net (%)	99.82% (2020)
Enrolment Rate (secondary education) – Gross (%)	100% (2011)
Enrolment Rate (secondary education) – Net%	53% (1997)
Enrolment Rate in NGS as percentage of total (primary education) (%)	1.3% (2020)
Enrolment Rate in NGS as percentage of total (secondary education) (%)	0.3% (2011)
Public expenditure on education as percentage of total government expenditure (%)	16.2% (2021)
Public expenditure on education as percentage of GDP (%)	7% (2020)

Ratification of the ICESCR	Ratification of the optional Protocol to the ICESCR	Ratification of the Convention against Discrimination in Education
YES	NO	YES

Indicator 1	
Points	90
Mention in the Law	YES
Mention in the Constitution	NO
Home-schooling	YES
Comments	Home-schooling is not regulated by the law. However, some parents are home-schooling.

Indicator 2	
Points	0
No financial aid	YES
Financial aid is low and/or poorly defined	-
Financial aid includes subsidizing teachers' salaries	-
Financial aid includes operating costs (heating, cleaning, electricity, etc.)	-
Financial aid includes investment costs (buildings and equipment)	-
Comments	-

Indicator 3	
Enrolment Rate (primary education) – Net (%)	99.82% (2020)

Indicator 4	
Enrolment Rate in NGS as percentage of total (primary education) (%)	1.3% (2020)

TOTAL Freedom of Education Index	
Rank	Index
125	47,57

Andorra		
Total Population	GNI per capita, PPP (current international dollars)	HDI Ranking (Position/score)
77 354 (2021)	-	40/0,858 (2022)

Literacy Rate (%)	-
Enrolment Rate (primary education) – Gross (%)	106% (1983)
Enrolment Rate (primary education) – Net (%)	-
Enrolment Rate (secondary education) – Gross (%)	49% (1983)
Enrolment Rate (secondary education) – Net%	74% (2010)
Enrolment Rate in NGS as percentage of total (primary education) (%)	3.6% (2021)
Enrolment Rate in NGS as percentage of total (secondary education) (%)	3.9% (2021)
Public expenditure on education as percentage of total government expenditure (%)	10.3% (2021)
Public expenditure on education as percentage of GDP (%)	2.9% (2021)

Ratification of the ICESCR	Ratification of the optional Protocol to the ICESCR	Ratification of the Convention against Discrimination in Education
NO	NO	YES

Indicator 1	
Points	90
Mention in the Law	YES
Mention in the Constitution	YES
Home-schooling	NO
Comments	-

Indicator 2	
Points	70
No financial aid	-
Financial aid is low and/or poorly defined	-
Financial aid includes subsidizing teachers' salaries	YES
Financial aid includes operating costs (heating, cleaning, electricity, etc.)	YES
Financial aid includes investment costs (buildings and equipment)	-
Comments	There are three publicly subsidized non-governmental schools. These schools are Catholic.

Indicator 3	
Enrolment Rate (primary education) – Net (%)	-

Indicator 4	
Enrolment Rate in NGS as percentage of total (primary education) (%)	3.6% (2021)

TOTAL Freedom of Education Index	
Rank	Index
40	64,02

Angola		
Total Population	GNI per capita, PPP (current international dollars)	HDI Ranking (Position/score)
33 933 611 (2021)	6 060\$ (2021)	148/0,586 (2022)

Literacy Rate (%)	66% (2014)
Enrolment Rate (primary education) – Gross (%)	85.02% (2018)
Enrolment Rate (primary education) – Net (%)	78% (2011)
Enrolment Rate (secondary education) – Gross (%)	50.67% (2016)
Enrolment Rate (secondary education) – Net%	11% (2010)
Enrolment Rate in NGS as percentage of total (primary education) (%)	14.1% (2015)
Enrolment Rate in NGS as percentage of total (secondary education) (%)	21.5% (2016)
Public expenditure on education as percentage of total government expenditure (%)	6.9% (2021)
Public expenditure on education as percentage of GDP (%)	2.4% (2020)

Ratification of the ICESCR	Ratification of the optional Protocol to the ICESCR	Ratification of the Convention against Discrimination in Education
NO	ONLY SIGNED	NO

Indicator 1	
Points	90
Mention in the Law	YES
Mention in the Constitution	YES
Home-schooling	NO
Comments	-

Indicator 2	
Points	30
No financial aid	-
Financial aid is low and/or poorly defined	YES
Financial aid includes subsidizing teachers' salaries	-
Financial aid includes operating costs (heating, cleaning, electricity, etc.)	-
Financial aid includes investment costs (buildings and equipment)	-
Comments	-

Indicator 3	
Enrolment Rate (primary education) – Net (%)	78% (2011)

Indicator 4	
Enrolment Rate in NGS as percentage of total (primary education) (%)	14.1% (2015)

TOTAL Freedom of Education Index	
Rank	Index
106	50,68

Argentina		
Total Population	GNI per capita, PPP (current international dollars)	HDI Ranking (Position/score)
45 808 747 (2021)	23 150\$ (2021)	47/0,842 (2022)

Literacy Rate (%)	99% (2018)
Enrolment Rate (primary education) – Gross (%)	108.88% (2020)
Enrolment Rate (primary education) – Net (%)	99.81% (2020)
Enrolment Rate (secondary education) – Gross (%)	110.13% (2020)
Enrolment Rate (secondary education) – Net%	91.6% (2020)
Enrolment Rate in NGS as percentage of total (primary education) (%)	25.8% (2020)
Enrolment Rate in NGS as percentage of total (secondary education) (%)	26.2% (2020)
Public expenditure on education as percentage of total government expenditure (%)	11.5% (2020)
Public expenditure on education as percentage of GDP (%)	5% (2020)

Ratification of the ICESCR	Ratification of the optional Protocol to the ICESCR	Ratification of the Convention against Discrimination in Education
YES	YES	YES

Indicator 1	
Points	80
Mention in the Law	YES
Mention in the Constitution	NO
Home-schooling	NO
Comments	-

Indicator 2	
Points	60
No financial aid	-
Financial aid is low and/or poorly defined	-
Financial aid includes subsidizing teachers' salaries	YES
Financial aid includes operating costs (heating, cleaning, electricity, etc.)	-
Financial aid includes investment costs (buildings and equipment)	-
Comments	Non-government schools owned by Catholic institutions or foundations can receive financial aid. These schools cannot charge high tuition fees. In 2018, 34% of these schools were entirely state-founded.

Indicator 3	
Enrolment Rate (primary education) – Net (%)	99.81% (2020)

Indicator 4	
Enrolment Rate in NGS as percentage of total (primary education) (%)	25.8% (2020)

TOTAL Freedom of Education Index	
Rank	Index
41	63,98

Armenia		
Total Population	GNI per capita, PPP (current international dollars)	HDI Ranking (Position/score)
2 968 128 (2021)	14 220\$ (2021)	85/0,759 (2022)

Literacy Rate (%)	99.7% (2020)
Enrolment Rate (primary education) – Gross (%)	91.11% (2021)
Enrolment Rate (primary education) – Net (%)	89.34% (2021)
Enrolment Rate (secondary education) – Gross (%)	88.89%(2021)
Enrolment Rate (secondary education) – Net%	87.3% (2021)
Enrolment Rate in NGS as percentage of total (primary education) (%)	2.6% (2021)
Enrolment Rate in NGS as percentage of total (secondary education) (%)	2.9% (2021)
Public expenditure on education as percentage of total government expenditure (%)	8.3% (2021)
Public expenditure on education as percentage of GDP (%)	2.8% (2021)

Ratification of the ICESCR	Ratification of the optional Protocol to the ICESCR	Ratification of the Convention against Discrimination in Education
YES	YES	YES

Indicator 1	
Points	80
Mention in the Law	YES
Mention in the Constitution	NO
Home-schooling	NO
Comments	-

Indicator 2	
Points	30
No financial aid	-
Financial aid is low and/or poorly defined	YES
Financial aid includes subsidizing teachers' salaries	-
Financial aid includes operating costs (heating, cleaning, electricity, etc.)	-
Financial aid includes investment costs (buildings and equipment)	-
Comments	-

Indicator 3	
Enrolment Rate (primary education) – Net (%)	89.34% (2021)

Indicator 4	
Enrolment Rate in NGS as percentage of total (primary education) (%)	2.6% (2021)

TOTAL Freedom of Education Index	
Rank	Index
108	50,16

Australia		
Total Population	GNI per capita, PPP (current international dollars)	HDI Ranking (Position/score)
25 739 256 (2021)	55 290\$ (2021)	5/0,951 (2022)

Literacy Rate (%)	-
Enrolment Rate (primary education) – Gross (%)	99.02% (2020)
Enrolment Rate (primary education) – Net (%)	98.54% (2020)
Enrolment Rate (secondary education) – Gross (%)	134,45% (2020)
Enrolment Rate (secondary education) – Net%	91.4% (2020)
Enrolment Rate in NGS as percentage of total (primary education) (%)	29.6% (2020)
Enrolment Rate in NGS as percentage of total (secondary education) (%)	46.4% (2020)
Public expenditure on education as percentage of total government expenditure (%)	14.4% (2020)
Public expenditure on education as percentage of GDP (%)	6.1% (2020)

Ratification of the ICESCR	Ratification of the optional Protocol to the ICESCR	Ratification of the Convention against Discrimination in Education
YES	NO	YES

Indicator 1	
Points	90
Mention in the Law	YES
Mention in the Constitution	NO
Home-schooling	YES
Comments	Education regulation is primarily a federal responsibility.

Indicator 2	
Points	70
No financial aid	-
Financial aid is low and/or poorly defined	-
Financial aid includes subsidizing teachers' salaries	YES
Financial aid includes operating costs (heating, cleaning, electricity, etc.)	YES
Financial aid includes investment costs (buildings and equipment)	-
Comments	Education funding is primarily the responsibility of the states and territories.

Indicator 3	
Enrolment Rate (primary education) – Net (%)	98.54% (2020)

Indicator 4	
Enrolment Rate in NGS as percentage of total (primary education) (%)	29.6% (2020)

TOTAL Freedom of Education Index	
Rank	Index
14	69,99

Austria		
Total Population	GNI per capita, PPP (current international dollars)	HDI Ranking (Position/score)
8 956 279 (2021)	58 370\$ (2021)	25/0,916 (2022)

Literacy Rate (%)	-
Enrolment Rate (primary education) – Gross (%)	102.50% (2020)
Enrolment Rate (primary education) – Net (%)	88.6 % (2020)
Enrolment Rate (secondary education) – Gross (%)	100,37% (2020)
Enrolment Rate (secondary education) – Net%	86.2% (2020)
Enrolment Rate in NGS as percentage of total (primary education) (%)	6.3% (2020)
Enrolment Rate in NGS as percentage of total (secondary education) (%)	11% (2020)
Public expenditure on education as percentage of total government expenditure (%)	8.9% (2020)
Public expenditure on education as percentage of GDP (%)	5.1% (2020)

Ratification of the ICESCR	Ratification of the optional Protocol to the ICESCR	Ratification of the Convention against Discrimination in Education
YES	NO	NO

Indicator 1	
Points	100
Mention in the Law	YES
Mention in the Constitution	YES
Home-schooling	YES
Comments	Authorities can require home-schooling families to teach content equivalent with that of governmental schools.

Indicator 2	
Points	60
No financial aid	-
Financial aid is low and/or poorly defined	-
Financial aid includes subsidizing teachers' salaries	YES
Financial aid includes operating costs (heating, cleaning, electricity, etc.)	-
Financial aid includes investment costs (buildings and equipment)	-
Comments	Teacher salaries are paid in all cases for non-governmental faith-based schools and under certain circumstances for other non-governmental schools.

Indicator 3	
Enrolment Rate (primary education) – Net (%)	88.6 % (2020)

Indicator 4	
Enrolment Rate in NGS as percentage of total (primary education) (%)	6.3% (2020)

TOTAL Freedom of Education Index	
Rank	Index
42	63,25

Azerbaijan		
Total Population	GNI per capita, PPP (current international dollars)	HDI Ranking (Position/score)
10 145 212 (2021)	15 460\$ (2021)	91/0,745 (2022)

Literacy Rate (%)	99.8% (2019)
Enrolment Rate (primary education) – Gross (%)	94.31% (2021)
Enrolment Rate (primary education) – Net (%)	88.77% (2021)
Enrolment Rate (secondary education) – Gross (%)	93.68% (2021)
Enrolment Rate (secondary education) – Net%	87.3% (2021)
Enrolment Rate in NGS as percentage of total (primary education) (%)	1% (2021)
Enrolment Rate in NGS as percentage of total (secondary education) (%)	8.4% (2021)
Public expenditure on education as percentage of total government expenditure (%)	11.5% (2021)
Public expenditure on education as percentage of GDP (%)	4.3% (2020)

Ratification of the ICESCR	Ratification of the optional Protocol to the ICESCR	Ratification of the Convention against Discrimination in Education
YES	ONLY SIGNED	NO

Indicator 1	
Points	90
Mention in the Law	YES
Mention in the Constitution	NO
Home-schooling	YES
Comments	Home-schooled children must demonstrate their learning success through a comprehensive examination administered by a regional representative of the Ministry of Education.

Indicator 2	
Points	30
No financial aid	-
Financial aid is low and/or poorly defined	YES
Financial aid includes subsidizing teachers' salaries	-
Financial aid includes operating costs (heating, cleaning, electricity, etc.)	-
Financial aid includes investment costs (buildings and equipment)	-
Comments	-

Indicator 3	
Enrolment Rate (primary education) – Net (%)	88.77% (2021)

Indicator 4	
Enrolment Rate in NGS as percentage of total (primary education) (%)	1% (2021)

TOTAL Freedom of Education Index	
Rank	Index
97	52,33

Bahrain		
Total Population	GNI per capita, PPP (current international dollars)	HDI Ranking (Position/score)
1 748 295 (2021)	40 730\$ (2021)	35/0,875 (2022)

Literacy Rate (%)	92.3% (2011)
Enrolment Rate (primary education) – Gross (%)	98.03% (2019)
Enrolment Rate (primary education) – Net (%)	97.66% (2019)
Enrolment Rate (secondary education) – Gross (%)	97.11% (2019)
Enrolment Rate (secondary education) – Net%	89.1% (2019)
Enrolment Rate in NGS as percentage of total (primary education) (%)	37.2% (2019)
Enrolment Rate in NGS as percentage of total (secondary education) (%)	26.1% (2019)
Public expenditure on education as percentage of total government expenditure (%)	9.1% (2021)
Public expenditure on education as percentage of GDP (%)	2.2% (2020)

Ratification of the ICESCR	Ratification of the optional Protocol to the ICESCR	Ratification of the Convention against Discrimination in Education
YES	NO	NO

Indicator 1	
Points	90
Mention in the Law	YES
Mention in the Constitution	YES
Home-schooling	NO
Comments	-

Indicator 2	
Points	0
No financial aid	YES
Financial aid is low and/or poorly defined	-
Financial aid includes subsidizing teachers' salaries	-
Financial aid includes operating costs (heating, cleaning, electricity, etc.)	-
Financial aid includes investment costs (buildings and equipment)	-
Comments	<p>We can distinguish three types of non-governmental schools. First, "national private schools" are regulated by the Ministry of Education but are often operated by Bahraini citizens in collaboration with foreign partners. Second, "foreign private schools" primarily cater to expats and use a foreign curriculum. However, this curriculum must be approved by the Ministry of Education. Third, "foreign community schools" are established and financed by a foreign community but are not open to the public and only cater to their specific foreign community.</p>

Indicator 3	
Enrolment Rate (primary education) – Net (%)	97.66% (2019)

Indicator 4	
Enrolment Rate in NGS as percentage of total (primary education) (%)	37.2% (2019)

TOTAL Freedom of Education Index	
Rank	Index
132	47,03

Bangladesh		
Total Population	GNI per capita, PPP (current international dollars)	HDI Ranking (Position/score)
166 303 494 (2021)	6 960\$ (2021)	129/0,661 (2022)

Literacy Rate (%)	75% (2020)
Enrolment Rate (primary education) – Gross (%)	115.95% (2021)
Enrolment Rate (primary education) – Net (%)	98.96% (2018)
Enrolment Rate (secondary education) – Gross (%)	75,49% (2021)
Enrolment Rate (secondary education) – Net%	67.6% (2020)
Enrolment Rate in NGS as percentage of total (primary education) (%)	23.9% (2018)
Enrolment Rate in NGS as percentage of total (secondary education) (%)	93.9% (2017)
Public expenditure on education as percentage of total government expenditure (%)	10.2% (2021)
Public expenditure on education as percentage of GDP (%)	2.1% (2021)

Ratification of the ICESCR	Ratification of the optional Protocol to the ICESCR	Ratification of the Convention against Discrimination in Education
YES	NO	NO

Indicator 1	
Points	90
Mention in the Law	YES
Mention in the Constitution	NO
Home-schooling	YES
Comments	-

Indicator 2	
Points	30
No financial aid	-
Financial aid is low and/or poorly defined	YES
Financial aid includes subsidizing teachers' salaries	-
Financial aid includes operating costs (heating, cleaning, electricity, etc.)	-
Financial aid includes investment costs (buildings and equipment)	-
Comments	-

Indicator 3	
Enrolment Rate (primary education) – Net (%)	98.96% (2018)

Indicator 4	
Enrolment Rate in NGS as percentage of total (primary education) (%)	23.9% (2018)

TOTAL Freedom of Education Index	
Rank	Index
60	56,67

Belarus		
Total Population	GNI per capita, PPP (current international dollars)	HDI Ranking (Position/score)
9 340 314 (2021)	20 870\$ (2021)	60/0,808 (2022)

Literacy Rate (%)	99.9% (2019)
Enrolment Rate (primary education) – Gross (%)	94.18% (2021)
Enrolment Rate (primary education) – Net (%)	93.61% (2021)
Enrolment Rate (secondary education) – Gross (%)	104.65% (2021)
Enrolment Rate (secondary education) – Net%	98.3% (2021)
Enrolment Rate in NGS as percentage of total (primary education) (%)	0.2% (2021)
Enrolment Rate in NGS as percentage of total (secondary education) (%)	0.6% (2021)
Public expenditure on education as percentage of total government expenditure (%)	16.5% (2021)
Public expenditure on education as percentage of GDP (%)	4.7% (2021)

Ratification of the ICESCR	Ratification of the optional Protocol to the ICESCR	Ratification of the Convention against Discrimination in Education
YES	NO	YES

Indicator 1	
Points	80
Mention in the Law	YES
Mention in the Constitution	NO
Home-schooling	NO
Comments	-

Indicator 2	
Points	0
No financial aid	YES
Financial aid is low and/or poorly defined	-
Financial aid includes subsidizing teachers' salaries	-
Financial aid includes operating costs (heating, cleaning, electricity, etc.)	-
Financial aid includes investment costs (buildings and equipment)	-
Comments	-

Indicator 3	
Enrolment Rate (primary education) – Net (%)	93.61% (2021)

Indicator 4	
Enrolment Rate in NGS as percentage of total (primary education) (%)	0.2% (2021)

TOTAL Freedom of Education Index	
Rank	Index
144	43,51

Belgium		
Total Population	GNI per capita, PPP (current international dollars)	HDI Ranking (Position/score)
11 587 882 (2021)	59 460\$ (2021)	13/0,937 (2022)

Literacy Rate (%)	-
Enrolment Rate (primary education) – Gross (%)	102.15%(2020)
Enrolment Rate (primary education) – Net (%)	98.86% (2020)
Enrolment Rate (secondary education) – Gross (%)	151.57% (2020)
Enrolment Rate (secondary education) – Net%	95.3% (2020)
Enrolment Rate in NGS as percentage of total (primary education) (%)	54.2% (2020)
Enrolment Rate in NGS as percentage of total (secondary education) (%)	58.7% (2020)
Public expenditure on education as percentage of total government expenditure (%)	11.2% (2020)
Public expenditure on education as percentage of GDP (%)	6.7% (2020)

Ratification of the ICESCR	Ratification of the optional Protocol to the ICESCR	Ratification of the Convention against Discrimination in Education
YES	YES	NO

Indicator 1	
Points	100
Mention in the Law	YES
Mention in the Constitution	YES
Home-schooling	YES
Comments	In Belgium, education, along with other tasks, falls under the jurisdiction of the Communities. We can distinguish three different educational systems: that of the Flemish Community, that of the French Community, and that of the German-speaking Community. Although different, they are similar in terms of freedom of education.

Indicator 2	
Points	100
No financial aid	-
Financial aid is low and/or poorly defined	-
Financial aid includes subsidizing teachers' salaries	YES
Financial aid includes operating costs (heating, cleaning, electricity, etc.)	YES
Financial aid includes investment costs (buildings and equipment)	YES
Comments	-

Indicator 3	
Enrolment Rate (primary education) – Net (%)	98.86% (2020)

Indicator 4	
Enrolment Rate in NGS as percentage of total (primary education) (%)	54.2% (2020)

TOTAL Freedom of Education Index	
Rank	Index
3	88,49

Benin		
Total Population	GNI per capita, PPP (current international dollars)	HDI Ranking (Position/score)
12 451 031 (2021)	3 750\$ (2021)	166/0,525 (2022)

Literacy Rate (%)	42.4% (2018)
Enrolment Rate (primary education) – Gross (%)	116.71% (2021)
Enrolment Rate (primary education) – Net (%)	96.92% (2021)
Enrolment Rate (secondary education) – Gross (%)	47,91% (2021)
Enrolment Rate (secondary education) – Net%	37.8% (2021)
Enrolment Rate in NGS as percentage of total (primary education) (%)	25% (2021)
Enrolment Rate in NGS as percentage of total (secondary education) (%)	19.6% (2021)
Public expenditure on education as percentage of total government expenditure (%)	17.7% (2018)
Public expenditure on education as percentage of GDP (%)	3% (2020)

Ratification of the ICESCR	Ratification of the optional Protocol to the ICESCR	Ratification of the Convention against Discrimination in Education
YES	ONLY SIGNED	YES

Indicator 1	
Points	90
Mention in the Law	YES
Mention in the Constitution	YES
Home-schooling	NO
Comments	The country does not regulate home-schooling. However, measures were taken during the COVID-19 pandemic to regulate it.

Indicator 2	
Points	30
No financial aid	-
Financial aid is low and/or poorly defined	YES
Financial aid includes subsidizing teachers' salaries	-
Financial aid includes operating costs (heating, cleaning, electricity, etc.)	-
Financial aid includes investment costs (buildings and equipment)	-
Comments	-

Indicator 3	
Enrolment Rate (primary education) – Net (%)	96.92% (2021)

Indicator 4	
Enrolment Rate in NGS as percentage of total (primary education) (%)	25% (2021)

TOTAL Freedom of Education Index	
Rank	Index
66	56,25

Bolivia (Plurinational State of)

Total Population	GNI per capita, PPP (current international dollars)	HDI Ranking (Position/score)
11 832 936 (2021)	8 800\$ (2021)	118/0,692 (2022)

Literacy Rate (%)	94% (2020)
Enrolment Rate (primary education) – Gross (%)	98.85% (2020)
Enrolment Rate (primary education) – Net (%)	95.10% (2020)
Enrolment Rate (secondary education) – Gross (%)	90,21% (2020)
Enrolment Rate (secondary education) – Net%	78.1% (2020)
Enrolment Rate in NGS as percentage of total (primary education) (%)	10.5% (2020)
Enrolment Rate in NGS as percentage of total (secondary education) (%)	11.2% (2020)
Public expenditure on education as percentage of total government expenditure (%)	10.4% (2021)
Public expenditure on education as percentage of GDP (%)	9.8% (2020)

Ratification of the ICESCR	Ratification of the optional Protocol to the ICESCR	Ratification of the Convention against Discrimination in Education
YES	YES	YES

Indicator 1	
Points	90
Mention in the Law	YES
Mention in the Constitution	YES
Home-schooling	NO
Comments	-

Indicator 2	
Points	60
No financial aid	-
Financial aid is low and/or poorly defined	-
Financial aid includes subsidizing teachers' salaries	YES
Financial aid includes operating costs (heating, cleaning, electricity, etc.)	-
Financial aid includes investment costs (buildings and equipment)	-
Comments	-

Indicator 3	
Enrolment Rate (primary education) – Net (%)	95.10% (2020)

Indicator 4	
Enrolment Rate in NGS as percentage of total (primary education) (%)	10.5% (2020)

TOTAL Freedom of Education Index	
Rank	Index
43	63,01

Bosnia and Herzegovina		
Total Population	GNI per capita, PPP (current international dollars)	HDI Ranking (Position/score)
3 263 459 (2021)	16 690\$ (2021)	74/0,780 (2022)

Literacy Rate (%)	97% (2013)
Enrolment Rate (primary education) – Gross (%)	-
Enrolment Rate (primary education) – Net (%)	-
Enrolment Rate (secondary education) – Gross (%)	-
Enrolment Rate (secondary education) – Net%	-
Enrolment Rate in NGS as percentage of total (primary education) (%)	1.9% (2021)
Enrolment Rate in NGS as percentage of total (secondary education) (%)	2.8% (2021)
Public expenditure on education as percentage of total government expenditure (%)	-
Public expenditure on education as percentage of GDP (%)	-

Ratification of the ICESCR	Ratification of the optional Protocol to the ICESCR	Ratification of the Convention against Discrimination in Education
YES	YES	YES

Indicator 1	
Points	80
Mention in the Law	YES
Mention in the Constitution	NO
Home-schooling	NO
Comments	-

Indicator 2	
Points	30
No financial aid	-
Financial aid is low and/or poorly defined	YES
Financial aid includes subsidizing teachers' salaries	-
Financial aid includes operating costs (heating, cleaning, electricity, etc.)	-
Financial aid includes investment costs (buildings and equipment)	-
Comments	Islam-based schools are considered public institutions. They are established by the Islamic Community of Bosnia and Herzegovina and partially administered by the state.

Indicator 3	
Enrolment Rate (primary education) – Net (%)	-

Indicator 4	
Enrolment Rate in NGS as percentage of total (primary education) (%)	1.9% (2021)

TOTAL Freedom of Education Index	
Rank	Index
116	49,05

Botswana		
Total Population	GNI per capita, PPP (current international dollars)	HDI Ranking (Position/score)
2 397 240 (2021)	16 650\$ (2021)	117/0,693 (2022)

Literacy Rate (%)	86.8% (2013)
Enrolment Rate (primary education) – Gross (%)	99.02% (2021)
Enrolment Rate (primary education) – Net (%)	91.06% (2017)
Enrolment Rate (secondary education) – Gross (%)	73,60% (2021)
Enrolment Rate (secondary education) – Net%	60% (2003)
Enrolment Rate in NGS as percentage of total (primary education) (%)	6.9% (2021)
Enrolment Rate in NGS as percentage of total (secondary education) (%)	4.3% (2021)
Public expenditure on education as percentage of total government expenditure (%)	15.5% (2020)
Public expenditure on education as percentage of GDP (%)	8.7% (2020)

Ratification of the ICESCR	Ratification of the optional Protocol to the ICESCR	Ratification of the Convention against Discrimination in Education
NO	NO	NO

Indicator 1	
Points	100
Mention in the Law	YES
Mention in the Constitution	YES
Home-schooling	YES
Comments	<p>Non-governmental schools are allowed but must follow a curriculum set by the state.</p> <p>Home-schooling is not regulated, but no law explicitly requires parents to send their children to school.</p>

Indicator 2	
Points	30
No financial aid	-
Financial aid is low and/or poorly defined	YES
Financial aid includes subsidizing teachers' salaries	-
Financial aid includes operating costs (heating, cleaning, electricity, etc.)	-
Financial aid includes investment costs (buildings and equipment)	-
Comments	Few non-governmental mission schools are fully or partially funded by the state. Yet, in 2017, these publicly funded schools accounted for only 1% of all schools.

Indicator 3	
Enrolment Rate (primary education) – Net (%)	91.06% (2017)

Indicator 4	
Enrolment Rate in NGS as percentage of total (primary education) (%)	6.9% (2021)

TOTAL Freedom of Education Index	
Rank	Index
68	56,06

Brazil		
Total Population	GNI per capita, PPP (current international dollars)	HDI Ranking (Position/score)
213 993 441 (2021)	15 550\$ (2021)	87/0,754 (2022)

Literacy Rate (%)	93.2% (2018)
Enrolment Rate (primary education) – Gross (%)	105.50% (2020)
Enrolment Rate (primary education) – Net (%)	95.48% (2020)
Enrolment Rate (secondary education) – Gross (%)	104.13% (2020)
Enrolment Rate (secondary education) – Net%	86.2% (2020)
Enrolment Rate in NGS as percentage of total (primary education) (%)	18.6% (2020)
Enrolment Rate in NGS as percentage of total (secondary education) (%)	13.8% (2020)
Public expenditure on education as percentage of total government expenditure (%)	16% (2019)
Public expenditure on education as percentage of GDP (%)	6% (2019)

Ratification of the ICESCR	Ratification of the optional Protocol to the ICESCR	Ratification of the Convention against Discrimination in Education
YES	NO	YES

Indicator 1	
Points	90
Mention in the Law	YES
Mention in the Constitution	YES
Home-schooling	NO
Comments	In 2018, the Federal Supreme Court expressed that homeschooling was not forbidden, yet it was not regulated by law.

Indicator 2	
Points	30
No financial aid	-
Financial aid is low and/or poorly defined	YES
Financial aid includes subsidizing teachers' salaries	-
Financial aid includes operating costs (heating, cleaning, electricity, etc.)	-
Financial aid includes investment costs (buildings and equipment)	-
Comments	Non-governmental schools may receive government funding under certain circumstances, yet there is no clear national framework.

Indicator 3	
Enrolment Rate (primary education) – Net (%)	95.48% (2020)

Indicator 4	
Enrolment Rate in NGS as percentage of total (primary education) (%)	18.6% (2020)

TOTAL Freedom of Education Index	
Rank	Index
73	55,40

Bulgaria		
Total Population	GNI per capita, PPP (current international dollars)	HDI Ranking (Position/score)
6 899 125 (2021)	26 000\$ (2021)	68/0,795 (2022)

Literacy Rate (%)	98.4% (2011)
Enrolment Rate (primary education) – Gross (%)	85.22% (2020)
Enrolment Rate (primary education) – Net (%)	95.48% (2020)
Enrolment Rate (secondary education) – Gross (%)	87.97% (2020)
Enrolment Rate (secondary education) – Net%	81.5% (2020)
Enrolment Rate in NGS as percentage of total (primary education) (%)	1.9% (2020)
Enrolment Rate in NGS as percentage of total (secondary education) (%)	3.7% (2020)
Public expenditure on education as percentage of total government expenditure (%)	9.6% (2020)
Public expenditure on education as percentage of GDP (%)	4% (2020)

Ratification of the ICESCR	Ratification of the optional Protocol to the ICESCR	Ratification of the Convention against Discrimination in Education
YES	NO	YES

Indicator 1	
Points	100
Mention in the Law	YES
Mention in the Constitution	YES
Home-schooling	YES
Comments	Although home-schooling is not explicitly recognized, the new Education Law (2020) allows a form of "independent" education. This refers to a type of distance education in which students complete their education independently and take exams that correspond to the school curriculum.

Indicator 2	
Points	30
No financial aid	-
Financial aid is low and/or poorly defined	YES
Financial aid includes subsidizing teachers' salaries	-
Financial aid includes operating costs (heating, cleaning, electricity, etc.)	-
Financial aid includes investment costs (buildings and equipment)	-
Comments	In the last years, legal changes have been made to grant public funding to non-governmental schools. Two years after the establishment of a non-governmental school, these schools can ask public authorities to be publicly funded. However, access to this public funding is complicated and insufficient.

Indicator 3	
Enrolment Rate (primary education) – Net (%)	95.48% (2020)

Indicator 4	
Enrolment Rate in NGS as percentage of total (primary education) (%)	1.9% (2020)

TOTAL Freedom of Education Index	
Rank	Index
61	56,65

Burkina Faso		
Total Population	GNI per capita, PPP (current international dollars)	HDI Ranking (Position/score)
21 497 097 (2021)	2 330\$ (2021)	184/0,449 (2022)

Literacy Rate (%)	39.3% (2018)
Enrolment Rate (primary education) – Gross (%)	92.17% (2021)
Enrolment Rate (primary education) – Net (%)	75.14% (2021)
Enrolment Rate (secondary education) – Gross (%)	38.73% (2021)
Enrolment Rate (secondary education) – Net%	29.2% (2020)
Enrolment Rate in NGS as percentage of total (primary education) (%)	23.4% (2020)
Enrolment Rate in NGS as percentage of total (secondary education) (%)	43.5% (2020)
Public expenditure on education as percentage of total government expenditure (%)	21.6% (2021))
Public expenditure on education as percentage of GDP (%)	5.5% (2020)

Ratification of the ICESCR	Ratification of the optional Protocol to the ICESCR	Ratification of the Convention against Discrimination in Education
YES	ONLY SIGNED	YES

Indicator 1	
Points	90
Mention in the Law	YES
Mention in the Constitution	YES
Home-schooling	NO
Comments	-

Indicator 2	
Points	60
No financial aid	-
Financial aid is low and/or poorly defined	-
Financial aid includes subsidizing teachers' salaries	YES
Financial aid includes operating costs (heating, cleaning, electricity, etc.)	-
Financial aid includes investment costs (buildings and equipment)	-
Comments	The state has adopted a policy of support for non-governmental schools. 10% of children attending school attend state-funded non-governmental schools.

Indicator 3	
Enrolment Rate (primary education) – Net (%)	75.14% (2021)

Indicator 4	
Enrolment Rate in NGS as percentage of total (primary education) (%)	23.4% (2020)

TOTAL Freedom of Education Index	
Rank	Index
49	59,95

Burundi		
Total Population	GNI per capita, PPP (current international dollars)	HDI Ranking (Position/score)
12 255 429 (2021)	800\$ (2021)	187/0,426 (2022)

Literacy Rate (%)	68.4% (2017)
Enrolment Rate (primary education) – Gross (%)	115.12% (2020)
Enrolment Rate (primary education) – Net (%)	89.89% (2020)
Enrolment Rate (secondary education) – Gross (%)	47,62% (2020)
Enrolment Rate (secondary education) – Net%	32.2% (2020)
Enrolment Rate in NGS as percentage of total (primary education) (%)	2.2% (2020)
Enrolment Rate in NGS as percentage of total (secondary education) (%)	6.9% (2019)
Public expenditure on education as percentage of total government expenditure (%)	20.4% (2021)
Public expenditure on education as percentage of GDP (%)	5% (2020)

Ratification of the ICESCR	Ratification of the optional Protocol to the ICESCR	Ratification of the Convention against Discrimination in Education
YES	NO	NO

Indicator 1	
Points	90
Mention in the Law	YES
Mention in the Constitution	YES
Home-schooling	NO
Comments	-

Indicator 2	
Points	30
No financial aid	-
Financial aid is low and/or poorly defined	YES
Financial aid includes subsidizing teachers' salaries	-
Financial aid includes operating costs (heating, cleaning, electricity, etc.)	-
Financial aid includes investment costs (buildings and equipment)	-
Comments	-

Indicator 3	
Enrolment Rate (primary education) – Net (%)	89.89% (2020)

Indicator 4	
Enrolment Rate in NGS as percentage of total (primary education) (%)	2.2% (2020)

TOTAL Freedom of Education Index	
Rank	Index
95	52,77

Cambodia		
Total Population	GNI per capita, PPP (current international dollars)	HDI Ranking (Position/score)
16 946 446 (2021)	4 430\$ (2021)	146/0,593 (2022)

Literacy Rate (%)	80.5% (2015)
Enrolment Rate (primary education) – Gross (%)	102.93% (2021)
Enrolment Rate (primary education) – Net (%)	86.54% (2021)
Enrolment Rate (secondary education) – Gross (%)	57,59% (2021)
Enrolment Rate (secondary education) – Net%	50.1% (2020)
Enrolment Rate in NGS as percentage of total (primary education) (%)	5.7% (2019)
Enrolment Rate in NGS as percentage of total (secondary education) (%)	2% (2007)
Public expenditure on education as percentage of total government expenditure (%)	15.7% (2021)
Public expenditure on education as percentage of GDP (%)	3.1% (2020)

Ratification of the ICESCR	Ratification of the optional Protocol to the ICESCR	Ratification of the Convention against Discrimination in Education
YES	NO	NO

Indicator 1	
Points	90
Mention in the Law	YES
Mention in the Constitution	YES
Home-schooling	NO
Comments	The country does not regulate home-schooling. However, measures were taken during the COVID-19 pandemic to regulate it.

Indicator 2	
Points	30
No financial aid	-
Financial aid is low and/or poorly defined	YES
Financial aid includes subsidizing teachers' salaries	-
Financial aid includes operating costs (heating, cleaning, electricity, etc.)	-
Financial aid includes investment costs (buildings and equipment)	-
Comments	-

Indicator 3	
Enrolment Rate (primary education) – Net (%)	86.54% (2021)

Indicator 4	
Enrolment Rate in NGS as percentage of total (primary education) (%)	5.7% (2019)

TOTAL Freedom of Education Index	
Rank	Index
98	52,19

Cameroon		
Total Population	GNI per capita, PPP (current international dollars)	HDI Ranking (Position/score)
27 244 262 (2021)	3 990\$ (2021)	151/0,576 (2022)

Literacy Rate (%)	77.1% (2018)
Enrolment Rate (primary education) – Gross (%)	105.75% (2019)
Enrolment Rate (primary education) – Net (%)	91.67% (2019)
Enrolment Rate (secondary education) – Gross (%)	45.02% (2021)
Enrolment Rate (secondary education) – Net%	46% (2016)
Enrolment Rate in NGS as percentage of total (primary education) (%)	24% (2019)
Enrolment Rate in NGS as percentage of total (secondary education) (%)	28.3% (2016)
Public expenditure on education as percentage of total government expenditure (%)	14.9% (2021)
Public expenditure on education as percentage of GDP (%)	3.2% (2020)

Ratification of the ICESCR	Ratification of the optional Protocol to the ICESCR	Ratification of the Convention against Discrimination in Education
YES	NO	NO

Indicator 1	
Points	90
Mention in the Law	YES
Mention in the Constitution	NO
Home-schooling	YES
Comments	-

Indicator 2	
Points	30
No financial aid	-
Financial aid is low and/or poorly defined	YES
Financial aid includes subsidizing teachers' salaries	-
Financial aid includes operating costs (heating, cleaning, electricity, etc.)	-
Financial aid includes investment costs (buildings and equipment)	-
Comments	Public authorities have an openness toward funding non-governmental schools. However, their support depends on the "capacity of the State

Indicator 3	
Enrolment Rate (primary education) – Net (%)	91.67% (2019)

Indicator 4	
Enrolment Rate in NGS as percentage of total (primary education) (%)	24% (2019)

TOTAL Freedom of Education Index	
Rank	Index
79	54,86

Canada		
Total Population	GNI per capita, PPP (current international dollars)	HDI Ranking (Position/score)
38 246 108 (2021)	51 690\$ (2021)	15/0,936 (2022)

Literacy Rate (%)	-
Enrolment Rate (primary education) – Gross (%)	101.85% (2020)
Enrolment Rate (primary education) – Net (%)	91.67% (2020)
Enrolment Rate (secondary education) – Gross (%)	114,87% (2020)
Enrolment Rate (secondary education) – Net%	99% (2020)
Enrolment Rate in NGS as percentage of total (primary education) (%)	6.4% (2020)
Enrolment Rate in NGS as percentage of total (secondary education) (%)	8.8% (2020)
Public expenditure on education as percentage of total government expenditure (%)	10% (2020)
Public expenditure on education as percentage of GDP (%)	5.2% (2020)

Ratification of the ICESCR	Ratification of the optional Protocol to the ICESCR	Ratification of the Convention against Discrimination in Education
YES	NO	NO

Indicator 1	
Points	100
Mention in the Law	YES
Mention in the Constitution	YES
Home-schooling	YES
Comments	-

Indicator 2	
Points	70
No financial aid	-
Financial aid is low and/or poorly defined	-
Financial aid includes subsidizing teachers' salaries	YES
Financial aid includes operating costs (heating, cleaning, electricity, etc.)	YES
Financial aid includes investment costs (buildings and equipment)	-
Comments	The Canadian education system is highly decentralized. Five provinces (Alberta, British Columbia, Manitoba, Quebec, and Saskatchewan) provide partial government funding for non-governmental schools. Ontario and the Atlantic provinces (New Brunswick, Newfoundland and Labrador, Nova Scotia, and Prince Edward Island) do not provide funding to non-governmental schools.

Indicator 3	
Enrolment Rate (primary education) – Net (%)	91.67% (2020)

Indicator 4	
Enrolment Rate in NGS as percentage of total (primary education) (%)	6.4% (2020)

TOTAL Freedom of Education Index	
Rank	Index
25	66,70

Central Africa Republic

Total Population	GNI per capita, PPP (current international dollars)	HDI Ranking (Position/score)
4 919 987 (2021)	1090\$ (2021)	188/0,404 (2022)

Literacy Rate (%)	37.4% (2018)
Enrolment Rate (primary education) – Gross (%)	128.09% (2017)
Enrolment Rate (primary education) – Net (%)	89.48% (2017)
Enrolment Rate (secondary education) – Gross (%)	17.14% (2017)
Enrolment Rate (secondary education) – Net%	12,7% (2017)
Enrolment Rate in NGS as percentage of total (primary education) (%)	16.7% (2016)
Enrolment Rate in NGS as percentage of total (secondary education) (%)	23.5% (2017)
Public expenditure on education as percentage of total government expenditure (%)	9.1% (2021)
Public expenditure on education as percentage of GDP (%)	2.2% (2020)

Ratification of the ICESCR	Ratification of the optional Protocol to the ICESCR	Ratification of the Convention against Discrimination in Education
YES	YES	YES

Indicator 1	
Points	90
Mention in the Law	YES
Mention in the Constitution	YES
Home-schooling	NO
Comments	The country does not regulate home-schooling. However, during the COVID-19 pandemic, the state provided "enseignement par la radio" to reach the displaced population. Yet, this project cannot be understood as a homeschooling reform.

Indicator 2	
Points	30
No financial aid	-
Financial aid is low and/or poorly defined	YES
Financial aid includes subsidizing teachers' salaries	-
Financial aid includes operating costs (heating, cleaning, electricity, etc.)	-
Financial aid includes investment costs (buildings and equipment)	-
Comments	<p>After years of conflict, the country is going through a humanitarian crisis. Keeping this in mind, both state and non-governmental schools have the possibility to receive public funding. Special accommodations are made for schools that take in a certain number of AIDS orphans.</p>

Indicator 3	
Enrolment Rate (primary education) – Net (%)	89.48% (2017)

Indicator 4	
Enrolment Rate in NGS as percentage of total (primary education) (%)	16.7% (2016)

TOTAL Freedom of Education Index	
Rank	Index
86	53,76

Chad		
Total Population	GNI per capita, PPP (current international dollars)	HDI Ranking (Position/score)
16 914 985 (2021)	1 540\$ (2021)	190/0,394 (2022)

Literacy Rate (%)	22.3% (2016)
Enrolment Rate (primary education) – Gross (%)	93.74% (2021)
Enrolment Rate (primary education) – Net (%)	77.74% (2021)
Enrolment Rate (secondary education) – Gross (%)	23.87% (2021)
Enrolment Rate (secondary education) – Net%	20.4% (2021)/
Enrolment Rate in NGS as percentage of total (primary education) (%)	17.3% (2021)
Enrolment Rate in NGS as percentage of total (secondary education) (%)	27% (2021)
Public expenditure on education as percentage of total government expenditure (%)	15.1% (2021)
Public expenditure on education as percentage of GDP (%)	2.9% (2021)

Ratification of the ICESCR	Ratification of the optional Protocol to the ICESCR	Ratification of the Convention against Discrimination in Education
YES	NO	NO

Indicator 1	
Points	100
Mention in the Law	YES
Mention in the Constitution	YES
Home-schooling	YES
Comments	-

Indicator 2	
Points	30
No financial aid	-
Financial aid is low and/or poorly defined	YES
Financial aid includes subsidizing teachers' salaries	-
Financial aid includes operating costs (heating, cleaning, electricity, etc.)	-
Financial aid includes investment costs (buildings and equipment)	-
Comments	Non-governmental schools staff can be publicly funded through an agreement with public authorities. However, no information was found on the number of non-governmental schools that receive this support support from the state.

Indicator 3	
Enrolment Rate (primary education) – Net (%)	77.74% (2021)

Indicator 4	
Enrolment Rate in NGS as percentage of total (primary education) (%)	17.3% (2021)

TOTAL Freedom of Education Index	
Rank	Index
93	53,37

Chile		
Total Population	GNI per capita, PPP (current international dollars)	HDI Ranking (Position/score)
19 212 362 (2021)	27 410\$ (2021)	42/0,855 (2022)

Literacy Rate (%)	96.4% (2017)
Enrolment Rate (primary education) – Gross (%)	101.48% (2020)
Enrolment Rate (primary education) – Net (%)	99.39% (2020)
Enrolment Rate (secondary education) – Gross (%)	103,64% (2020)
Enrolment Rate (secondary education) – Net%	90.3% (2020)
Enrolment Rate in NGS as percentage of total (primary education) (%)	63% (2020)
Enrolment Rate in NGS as percentage of total (secondary education) (%)	62.7% (2020)
Public expenditure on education as percentage of total government expenditure (%)	21.2% (2019)
Public expenditure on education as percentage of GDP (%)	5.6% (2019)

Ratification of the ICESCR	Ratification of the optional Protocol to the ICESCR	Ratification of the Convention against Discrimination in Education
YES	ONLY SIGNED	YES

Indicator 1	
Points	100
Mention in the Law	YES
Mention in the Constitution	YES
Home-schooling	YES
Comments	During the realization of this research project, the valid constitution is the one of 1989 (rev. 2021). Yet, a new constitution is being drafted.

Indicator 2	
Points	70
No financial aid	-
Financial aid is low and/or poorly defined	-
Financial aid includes subsidizing teachers' salaries	YES
Financial aid includes operating costs (heating, cleaning, electricity, etc.)	YES
Financial aid includes investment costs (buildings and equipment)	-
Comments	-

Indicator 3	
Enrolment Rate (primary education) – Net (%)	99.39% (2020)

Indicator 4	
Enrolment Rate in NGS as percentage of total (primary education) (%)	63% (2020)

TOTAL Freedom of Education Index	
Rank	Index
5	78,57

China (Continental)		
Total Population	GNI per capita, PPP (current international dollars)	HDI Ranking (Position/score)
1 412 360 000 (2021)	19 170\$ (2021)	79/0,768 (2022)

Literacy Rate (%)	97% (2018)
Enrolment Rate (primary education) – Gross (%)	104.12% (2021)
Enrolment Rate (primary education) – Net (%)	89% (1997)
Enrolment Rate (secondary education) – Gross (%)	88% (2010)
Enrolment Rate (secondary education) – Net%	-
Enrolment Rate in NGS as percentage of total (primary education) (%)	9% (2021)
Enrolment Rate in NGS as percentage of total (secondary education) (%)	15.1% (2021)
Public expenditure on education as percentage of total government expenditure (%)	10.5% (2020)
Public expenditure on education as percentage of GDP (%)	3.6% (2020)

Ratification of the ICESCR	Ratification of the optional Protocol to the ICESCR	Ratification of the Convention against Discrimination in Education
YES	NO	NO

Indicator 1	
Points	90
Mention in the Law	YES
Mention in the Constitution	YES
Home-schooling	NO
Comments	-

Indicator 2	
Points	0
No financial aid	YES
Financial aid is low and/or poorly defined	-
Financial aid includes subsidizing teachers' salaries	-
Financial aid includes operating costs (heating, cleaning, electricity, etc.)	-
Financial aid includes investment costs (buildings and equipment)	-
Comments	Although in Continental China non-governmental schools do not receive public funding, the territories of Hong Kong and Macao subsidize non-governmental schools by covering teacher salaries, educational material, and operational costs. 70% of the total student body in these two territories attends subsidized non-governmental schools.

Indicator 3	
Enrolment Rate (primary education) – Net (%)	89% (1997)

Indicator 4	
Enrolment Rate in NGS as percentage of total (primary education) (%)	9% (2021)

TOTAL Freedom of Education Index	
Rank	Index
139	44,86

Colombia		
Total Population	GNI per capita, PPP (current international dollars)	HDI Ranking (Position/score)
51 265 841 (2021)	16 460\$ (2021)	88/0,752 (2022)

Literacy Rate (%)	96% (2020)
Enrolment Rate (primary education) – Gross (%)	112.68% (2020)
Enrolment Rate (primary education) – Net (%)	98.82% (2020)
Enrolment Rate (secondary education) – Gross (%)	101,80% (2020)
Enrolment Rate (secondary education) – Net%	82.3% (2020)
Enrolment Rate in NGS as percentage of total (primary education) (%)	19.8% (2020)
Enrolment Rate in NGS as percentage of total (secondary education) (%)	20.6% (2020)
Public expenditure on education as percentage of total government expenditure (%)	14.7% (2020)
Public expenditure on education as percentage of GDP (%)	4.9% (2020)

Ratification of the ICESCR	Ratification of the optional Protocol to the ICESCR	Ratification of the Convention against Discrimination in Education
YES	NO	NO

Indicator 1	
Points	90
Mention in the Law	YES
Mention in the Constitution	YES
Home-schooling	NO
Comments	-

Indicator 2	
Points	0
No financial aid	YES
Financial aid is low and/or poorly defined	-
Financial aid includes subsidizing teachers' salaries	-
Financial aid includes operating costs (heating, cleaning, electricity, etc.)	-
Financial aid includes investment costs (buildings and equipment)	-
Comments	-

Indicator 3	
Enrolment Rate (primary education) – Net (%)	98.82% (2020)

Indicator 4	
Enrolment Rate in NGS as percentage of total (primary education) (%)	19.8% (2020)

TOTAL Freedom of Education Index	
Rank	Index
129	47,32

Congo		
Total Population	GNI per capita, PPP (current international dollars)	HDI Ranking (Position/score)
5 657 017 (2021)	2 850\$ (2021)	153/0,571 (2022)

Literacy Rate (%)	80.3% (2018)
Enrolment Rate (primary education) – Gross (%)	93.70% (2018)
Enrolment Rate (primary education) – Net (%)	81.7% (2018)
Enrolment Rate (secondary education) – Gross (%)	66,44% (2018)
Enrolment Rate (secondary education) – Net%	36% (1976)
Enrolment Rate in NGS as percentage of total (primary education) (%)	42.7% (2018)
Enrolment Rate in NGS as percentage of total (secondary education) (%)	21.8% (2004)
Public expenditure on education as percentage of total government expenditure (%)	17.9% (2021)
Public expenditure on education as percentage of GDP (%)	4.4% (2020)

Ratification of the ICESCR	Ratification of the optional Protocol to the ICESCR	Ratification of the Convention against Discrimination in Education
YES	ONLY SIGNED	YES

Indicator 1	
Points	90
Mention in the Law	YES
Mention in the Constitution	NO
Home-schooling	YES
Comments	-

Indicator 2	
Points	30
No financial aid	-
Financial aid is low and/or poorly defined	YES
Financial aid includes subsidizing teachers' salaries	-
Financial aid includes operating costs (heating, cleaning, electricity, etc.)	-
Financial aid includes investment costs (buildings and equipment)	-
Comments	-

Indicator 3	
Enrolment Rate (primary education) – Net (%)	81.7% (2018)

Indicator 4	
Enrolment Rate in NGS as percentage of total (primary education) (%)	42.7% (2018)

TOTAL Freedom of Education Index	
Rank	Index
84	53,76

Costa Rica		
Total Population	GNI per capita, PPP (current international dollars)	HDI Ranking (Position/score)
5 139 053 (2021)	21 800\$ (2021)	58/0,809 (2022)

Literacy Rate (%)	97.9% (2018)
Enrolment Rate (primary education) – Gross (%)	106.66% (2021)
Enrolment Rate (primary education) – Net (%)	99.93% (2020)
Enrolment Rate (secondary education) – Gross (%)	142,02% (2020)
Enrolment Rate (secondary education) – Net%	83.5% (2020)
Enrolment Rate in NGS as percentage of total (primary education) (%)	9% (2020)
Enrolment Rate in NGS as percentage of total (secondary education) (%)	8.1% (2020)
Public expenditure on education as percentage of total government expenditure (%)	21.5% (2020)/
Public expenditure on education as percentage of GDP (%)	6.7% (2020)

Ratification of the ICESCR	Ratification of the optional Protocol to the ICESCR	Ratification of the Convention against Discrimination in Education
YES	YES	YES

Indicator 1	
Points	90
Mention in the Law	YES
Mention in the Constitution	YES
Home-schooling	NO
Comments	-

Indicator 2	
Points	30
No financial aid	-
Financial aid is low and/or poorly defined	YES
Financial aid includes subsidizing teachers' salaries	-
Financial aid includes operating costs (heating, cleaning, electricity, etc.)	-
Financial aid includes investment costs (buildings and equipment)	-
Comments	Non-governmental schools do not have an explicit right to receive State funding. However, they can receive State funding if they comply to a set of complex regulations.

Indicator 3	
Enrolment Rate (primary education) – Net (%)	99.93% (2020)

Indicator 4	
Enrolment Rate in NGS as percentage of total (primary education) (%)	9% (2020)

TOTAL Freedom of Education Index	
Rank	Index
70	55,80

Côte D'Ivoire		
Total Population	GNI per capita, PPP (current international dollars)	HDI Ranking (Position/score)
27 053 629 (2021)	5 760\$ (2021)	159/0,550 (2022)

Literacy Rate (%)	89.9% (2019)
Enrolment Rate (primary education) – Gross (%)	99.38% (2022)
Enrolment Rate (primary education) – Net (%)	94.84% (2021)
Enrolment Rate (secondary education) – Gross (%)	60,62% (2021)
Enrolment Rate (secondary education) – Net%	47.9% (2021)
Enrolment Rate in NGS as percentage of total (primary education) (%)	17.9% (2021)
Enrolment Rate in NGS as percentage of total (secondary education) (%)	50.2% (2021)
Public expenditure on education as percentage of total government expenditure (%)	15% (2021)
Public expenditure on education as percentage of GDP (%)	3.4% (2020)

Ratification of the ICESCR	Ratification of the optional Protocol to the ICESCR	Ratification of the Convention against Discrimination in Education
YES	NO	YES

Indicator 1	
Points	90
Mention in the Law	YES
Mention in the Constitution	YES
Home-schooling	NO
Comments	-

Indicator 2	
Points	30
No financial aid	-
Financial aid is low and/or poorly defined	YES
Financial aid includes subsidizing teachers' salaries	-
Financial aid includes operating costs (heating, cleaning, electricity, etc.)	-
Financial aid includes investment costs (buildings and equipment)	-
Comments	-

Indicator 3	
Enrolment Rate (primary education) – Net (%)	94.84% (2021)

Indicator 4	
Enrolment Rate in NGS as percentage of total (primary education) (%)	17.9% (2021)

TOTAL Freedom of Education Index	
Rank	Index
75	55,19

Croatia		
Total Population	GNI per capita, PPP (current international dollars)	HDI Ranking (Position/score)
3 899 000 (2021)	33 900\$ (2021)	40/0,858 (2022)

Literacy Rate (%)	99% (2011)
Enrolment Rate (primary education) – Gross (%)	92.86% (2020)
Enrolment Rate (primary education) – Net (%)	97.96% (2020)
Enrolment Rate (secondary education) – Gross (%)	100,40% (2020)
Enrolment Rate (secondary education) – Net%	93.4% (2020)
Enrolment Rate in NGS as percentage of total (primary education) (%)	0.9% (2020)
Enrolment Rate in NGS as percentage of total (secondary education) (%)	2.4% (2020)
Public expenditure on education as percentage of total government expenditure (%)	10% (2020)
Public expenditure on education as percentage of GDP (%)	5.5% (2020)

Ratification of the ICESCR	Ratification of the optional Protocol to the ICESCR	Ratification of the Convention against Discrimination in Education
YES	NO	YES

Indicator 1	
Points	90
Mention in the Law	YES
Mention in the Constitution	YES
Home-schooling	NO
Comments	-

Indicator 2	
Points	70
No financial aid	-
Financial aid is low and/or poorly defined	-
Financial aid includes subsidizing teachers' salaries	YES
Financial aid includes operating costs (heating, cleaning, electricity, etc.)	YES
Financial aid includes investment costs (buildings and equipment)	-
Comments	Religious non-governmental schools (90% of all non-governmental schools) are fully funded by the state, while other non-state schools (the so-called "alternative" schools) receive significantly less funding.

Indicator 3	
Enrolment Rate (primary education) – Net (%)	97.96% (2020)

Indicator 4	
Enrolment Rate in NGS as percentage of total (primary education) (%)	0.9% (2020)

TOTAL Freedom of Education Index	
Rank	Index
37	64,81

Cuba		
Total Population	GNI per capita, PPP (current international dollars)	HDI Ranking (Position/score)
11 317 498 (2021)	-	83/0,764 (2022)

Literacy Rate (%)	99.8% (2012)
Enrolment Rate (primary education) – Gross (%)	101.39% (2021)
Enrolment Rate (primary education) – Net (%)	98.81% (2021)
Enrolment Rate (secondary education) – Gross (%)	89,13% (2021)
Enrolment Rate (secondary education) – Net%	82.3% (2021)
Enrolment Rate in NGS as percentage of total (primary education) (%)	0% (1995)
Enrolment Rate in NGS as percentage of total (secondary education) (%)	-
Public expenditure on education as percentage of total government expenditure (%)	16.7% (2020)
Public expenditure on education as percentage of GDP (%)	0% (2020)

Ratification of the ICESCR	Ratification of the optional Protocol to the ICESCR	Ratification of the Convention against Discrimination in Education
ONLY SIGNED	NO	YES

Indicator 1	
Points	0
Mention in the Law	NO
Mention in the Constitution	NO
Home-schooling	NO
Comments	With the passage of the 1961 Law of General and Free Nationalization of Education, all educational institutions operated by private individuals or legal entities, including those of the Catholic Church, were taken over by the state. Since then, there have been no non-governmental schools in Cuba, with the exception of a few private schools for the children of foreign diplomats.

Indicator 2	
Points	0
No financial aid	YES
Financial aid is low and/or poorly defined	-
Financial aid includes subsidizing teachers' salaries	-
Financial aid includes operating costs (heating, cleaning, electricity, etc.)	-
Financial aid includes investment costs (buildings and equipment)	-
Comments	-

Indicator 3	
Enrolment Rate (primary education) – Net (%)	98.81% (2021)

Indicator 4	
Enrolment Rate in NGS as percentage of total (primary education) (%)	0% (1995)

TOTAL Freedom of Education Index	
Rank	Index
151	24,76

Cyprus		
Total Population	GNI per capita, PPP (current international dollars)	HDI Ranking (Position/score)
1 215 588 (2021)	39 410\$ (2021)	29/0,896 (2022)

Literacy Rate (%)	99% (2011)
Enrolment Rate (primary education) – Gross (%)	100.74% (2020)
Enrolment Rate (primary education) – Net (%)	99.59% (2020)
Enrolment Rate (secondary education) – Gross (%)	101,43% (2020)
Enrolment Rate (secondary education) – Net%	95% (2017)
Enrolment Rate in NGS as percentage of total (primary education) (%)	10.1% (2020)
Enrolment Rate in NGS as percentage of total (secondary education) (%)	19.9% (2020)
Public expenditure on education as percentage of total government expenditure (%)	13% (2020)
Public expenditure on education as percentage of GDP (%)	6.1% (2020)

Ratification of the ICESCR	Ratification of the optional Protocol to the ICESCR	Ratification of the Convention against Discrimination in Education
YES	ONLY SIGNED	YES

Indicator 1	
Points	90
Mention in the Law	YES
Mention in the Constitution	YES
Home-schooling	NO
Comments	Although the opening of non-governmental schools is legal, according to civil society organizations, legal procedures for opening schools are complex and are a big hindrance to the different initiatives.

Indicator 2	
Points	30
No financial aid	-
Financial aid is low and/or poorly defined	YES
Financial aid includes subsidizing teachers' salaries	-
Financial aid includes operating costs (heating, cleaning, electricity, etc.)	-
Financial aid includes investment costs (buildings and equipment)	-
Comments	Most non-governmental schools are funded by tuition. Yet, some non-governmental schools receive funding, particularly those schools serving religious and ethnic minorities recognized by the Constitution.

Indicator 3	
Enrolment Rate (primary education) – Net (%)	99.59% (2020)

Indicator 4	
Enrolment Rate in NGS as percentage of total (primary education) (%)	10.1% (2020)

TOTAL Freedom of Education Index	
Rank	Index
71	55,79

Czech Republic		
Total Population	GNI per capita, PPP (current international dollars)	HDI Ranking (Position/score)
10 703 446 (2021)	42 560\$ (2021)	32/0,889 (2022)

Literacy Rate (%)	-
Enrolment Rate (primary education) – Gross (%)	99.99%(2020)/
Enrolment Rate (primary education) – Net (%)	98.68% (2020)
Enrolment Rate (secondary education) – Gross (%)	100,94% (2020)
Enrolment Rate (secondary education) - Net%	89.6% (2020)
Enrolment Rate in NGS as percentage of total (primary education) (%)	3.2% (2020)
Enrolment Rate in NGS as percentage of total (secondary education) (%)	10.7% (2020)
Public expenditure on education as percentage of total government expenditure (%)	10.8% (2020)
Public expenditure on education as percentage of GDP (%)	5.1% (2020)

Ratification of the ICESCR	Ratification of the optional Protocol to the ICESCR	Ratification of the Convention against Discrimination in Education
YES	NO	YES

Indicator 1	
Points	-
Mention in the Law	YES
Mention in the Constitution	NO
Home-schooling	YES
Comments	According to the new Education Act, compulsory education can be fulfilled in the form of individual/homeschooling, performed without the pupil's regular attendance of formal classes.

Indicator 2	
Points	70
No financial aid	-
Financial aid is low and/or poorly defined	-
Financial aid includes subsidizing teachers' salaries	YES
Financial aid includes operating costs (heating, cleaning, electricity, etc.)	YES
Financial aid includes investment costs (buildings and equipment)	-
Comments	<p>Private and denominational schools continue to be subject to the former formula of funding through per capita amounts per pupil/student. Direct expenses on education, running costs of private schools and development programmes are financed from the state budget.</p> <p>Private schools and school facilities are granted subsidies to finance non-investment expenditures related to education and training and current operating non-investment costs from the state budget through regional authorities on the basis of a contract for the respective school year.</p>

Indicator 3	
Enrolment Rate (primary education) – Net (%)	98.68% (2020)

Indicator 4	
Enrolment Rate in NGS as percentage of total (primary education) (%)	3.2% (2020)

TOTAL Freedom of Education Index	
Rank	Index
34	65,39

Democratic People's Republic of Korea		
Total Population	GNI per capita, PPP (current international dollars)	HDI Ranking (Position/score)
25 887 045 (2021)	-	-

Literacy Rate (%)	100% (2018)
Enrolment Rate (primary education) – Gross (%)	89.32% (2018)
Enrolment Rate (primary education) – Net (%)	94% (2009)
Enrolment Rate (secondary education) – Gross (%)	92.27% (2015)
Enrolment Rate (secondary education) – Net%	18% (1994)
Enrolment Rate in NGS as percentage of total (primary education) (%)	-
Enrolment Rate in NGS as percentage of total (secondary education) (%)	-
Public expenditure on education as percentage of total government expenditure (%)	-
Public expenditure on education as percentage of GDP (%)	-

Ratification of the ICESCR	Ratification of the optional Protocol to the ICESCR	Ratification of the Convention against Discrimination in Education
YES	NO	NO

Indicator 1	
Points	0
Mention in the Law	NO
Mention in the Constitution	NO
Home-schooling	NO
Comments	-

Indicator 2	
Points	0
No financial aid	YES
Financial aid is low and/or poorly defined	-
Financial aid includes subsidizing teachers' salaries	-
Financial aid includes operating costs (heating, cleaning, electricity, etc.)	-
Financial aid includes investment costs (buildings and equipment)	-
Comments	The only school not administered by the DPRK government is a Russian school opened and operated by the Russian Embassy in the DPRK.

Indicator 3	
Enrolment Rate (primary education) – Net (%)	94% (2009)

Indicator 4	
Enrolment Rate in NGS as percentage of total (primary education) (%)	-

TOTAL Freedom of Education Index	
Rank	Index
154	23,56

Democratic Republic of the Congo

Total Population	GNI per capita, PPP (current international dollars)	HDI Ranking (Position/score)
92 377 986 (2021)	1 170\$ (2021)	179/0,479 (2022)

Literacy Rate (%)	77% (2016)
Enrolment Rate (primary education) – Gross (%)	123.89% (2020)
Enrolment Rate (primary education) – Net (%)	37% (1999)
Enrolment Rate (secondary education) – Gross (%)	46.17% (2015)
Enrolment Rate (secondary education) – Net%	18% (1994)
Enrolment Rate in NGS as percentage of total (primary education) (%)	11.3% (2020)
Enrolment Rate in NGS as percentage of total (secondary education) (%)	18.5% (2014)
Public expenditure on education as percentage of total government expenditure (%)	21.6% (2017)
Public expenditure on education as percentage of GDP (%)	2.7% (2021)

Ratification of the ICESCR	Ratification of the optional Protocol to the ICESCR	Ratification of the Convention against Discrimination in Education
YES	ONLY SIGNED	NO

Indicator 1	
Points	90
Mention in the Law	YES
Mention in the Constitution	YES
Home-schooling	NO
Comments	-

Indicator 2	
Points	30
No financial aid	-
Financial aid is low and/or poorly defined	YES
Financial aid includes subsidizing teachers' salaries	-
Financial aid includes operating costs (heating, cleaning, electricity, etc.)	-
Financial aid includes investment costs (buildings and equipment)	-
Comments	Certain recognized non-governmental schools receive subsidies from the central government, provinces, or decentralized local authorities.

Indicator 3	
Enrolment Rate (primary education) – Net (%)	37% (1999)

Indicator 4	
Enrolment Rate in NGS as percentage of total (primary education) (%)	11.3% (2020)

TOTAL Freedom of Education Index	
Rank	Index
146	40,20

Denmark		
Total Population	GNI per capita, PPP (current international dollars)	HDI Ranking (Position/score)
5 856 733 (2021)	66 720\$ (2021)	6/0,948 (2022)

Literacy Rate (%)	-
Enrolment Rate (primary education) – Gross (%)	100.12% (2020)
Enrolment Rate (primary education) – Net (%)	99.31% (2020)
Enrolment Rate (secondary education) – Gross (%)	130,86% (2020)
Enrolment Rate (secondary education) – Net%	94.3% (2020)
Enrolment Rate in NGS as percentage of total (primary education) (%)	17.7% (2020)
Enrolment Rate in NGS as percentage of total (secondary education) (%)	15.5% (2020)
Public expenditure on education as percentage of total government expenditure (%)	11.9% (2020)
Public expenditure on education as percentage of GDP (%)	6.4% (2020)

Ratification of the ICESCR	Ratification of the optional Protocol to the ICESCR	Ratification of the Convention against Discrimination in Education
YES	NO	YES

Indicator 1	
Points	100
Mention in the Law	YES
Mention in the Constitution	YES
Home-schooling	YES
Comments	-

Indicator 2	
Points	70
No financial aid	-
Financial aid is low and/or poorly defined	-
Financial aid includes subsidizing teachers' salaries	YES
Financial aid includes operating costs (heating, cleaning, electricity, etc.)	YES
Financial aid includes investment costs (buildings and equipment)	-
Comments	In Denmark, non-governmental schools are significantly funded by the state (over 80% of their costs).

Indicator 3	
Enrolment Rate (primary education) – Net (%)	99.31% (2020)

Indicator 4	
Enrolment Rate in NGS as percentage of total (primary education) (%)	17.7% (2020)

TOTAL Freedom of Education Index	
Rank	Index
12	70,60

Dominican Republic		
Total Population	GNI per capita, PPP (current international dollars)	HDI Ranking (Position/score)
10 953 714/ (2021)	19 730\$ (2021)	80/0,767 (2022)

Literacy Rate (%)	93.8% (2016)
Enrolment Rate (primary education) – Gross (%)	96.67% (2021)
Enrolment Rate (primary education) – Net (%)	89.47% (2021)
Enrolment Rate (secondary education) – Gross (%)	75,45% (2021)
Enrolment Rate (secondary education) – Net%	68.4% (2021)
Enrolment Rate in NGS as percentage of total (primary education) (%)	16.5% (2021)
Enrolment Rate in NGS as percentage of total (secondary education) (%)	15.8% (2021)
Public expenditure on education as percentage of total government expenditure (%)	18% (2021)
Public expenditure on education as percentage of GDP (%)	4.6% (2020)

Ratification of the ICESCR	Ratification of the optional Protocol to the ICESCR	Ratification of the Convention against Discrimination in Education
YES	NO	YES

Indicator 1	
Points	90
Mention in the Law	YES
Mention in the Constitution	YES
Home-schooling	NO
Comments	-

Indicator 2	
Points	70
No financial aid	-
Financial aid is low and/or poorly defined	-
Financial aid includes subsidizing teachers' salaries	YES
Financial aid includes operating costs (heating, cleaning, electricity, etc.)	YES
Financial aid includes investment costs (buildings and equipment)	-
Comments	In the Dominican Republic, some state schools are managed by non-governmental actors. They have the right to appoint the teachers and the head of the school. These schools are fully funded by the state.

Indicator 3	
Enrolment Rate (primary education) – Net (%)	89.47% (2021)

Indicator 4	
Enrolment Rate in NGS as percentage of total (primary education) (%)	16.5% (2021)

TOTAL Freedom of Education Index	
Rank	Index
33	65,42

Ecuador		
Total Population	GNI per capita, PPP (current international dollars)	HDI Ranking (Position/score)
17 888 474/ (2021)	11 480\$ (2021)	95/0,740 (2022)

Literacy Rate (%)	94% (2020)
Enrolment Rate (primary education) – Gross (%)	98.08% (2021)
Enrolment Rate (primary education) – Net (%)	98.62% (2020)
Enrolment Rate (secondary education) – Gross (%)	100,56% (2020)
Enrolment Rate (secondary education) – Net%	86.5% (2020)
Enrolment Rate in NGS as percentage of total (primary education) (%)	22.5% (2020)
Enrolment Rate in NGS as percentage of total (secondary education) (%)	23.8% (2020)
Public expenditure on education as percentage of total government expenditure (%)	10.4% (2021)
Public expenditure on education as percentage of GDP (%)	3.7% (2021)

Ratification of the ICESCR	Ratification of the optional Protocol to the ICESCR	Ratification of the Convention against Discrimination in Education
YES	YES	YES

Indicator 1	
Points	100
Mention in the Law	YES
Mention in the Constitution	YES
Home-schooling	YES
Comments	-

Indicator 2	
Points	30
No financial aid	-
Financial aid is low and/or poorly defined	YES
Financial aid includes subsidizing teachers' salaries	-
Financial aid includes operating costs (heating, cleaning, electricity, etc.)	-
Financial aid includes investment costs (buildings and equipment)	-
Comments	

Indicator 3	
Enrolment Rate (primary education) – Net (%)	98.62% (2020)

Indicator 4	
Enrolment Rate in NGS as percentage of total (primary education) (%)	22.5% (2020)

TOTAL Freedom of Education Index	
Rank	Index
50	58,99

Egypt		
Total Population	GNI per capita, PPP (current international dollars)	HDI Ranking (Position/score)
104 258 327 (2021)	12 910\$ (2021)	97/0,731 (2022)

Literacy Rate (%)	71% (2017)
Enrolment Rate (primary education) – Gross (%)	106.41% (2019)/
Enrolment Rate (primary education) – Net (%)	99.27% (2019)
Enrolment Rate (secondary education) – Gross (%)	89,48% (2019)
Enrolment Rate (secondary education) – Net%	84.3% (2019)
Enrolment Rate in NGS as percentage of total (primary education) (%)	9.4% (2019)
Enrolment Rate in NGS as percentage of total (secondary education) (%)	8.4% (2019)
Public expenditure on education as percentage of total government expenditure (%)	12.3% (2020)
Public expenditure on education as percentage of GDP (%)	2.5% (2020)

Ratification of the ICESCR	Ratification of the optional Protocol to the ICESCR	Ratification of the Convention against Discrimination in Education
YES	NO	YES

Indicator 1	
Points	90
Mention in the Law	YES
Mention in the Constitution	YES
Home-schooling	NO
Comments	Home-schooling is not regulated by the law.

Indicator 2	
Points	0
No financial aid	YES
Financial aid is low and/or poorly defined	-
Financial aid includes subsidizing teachers' salaries	-
Financial aid includes operating costs (heating, cleaning, electricity, etc.)	-
Financial aid includes investment costs (buildings and equipment)	-
Comments	-

Indicator 3	
Enrolment Rate (primary education) – Net (%)	99.27% (2019)

Indicator 4	
Enrolment Rate in NGS as percentage of total (primary education) (%)	9.4% (2019)

TOTAL Freedom of Education Index	
Rank	Index
128	47,44

El Salvador		
Total Population	GNI per capita, PPP (current international dollars)	HDI Ranking (Position/score)
6 518 500 (2021)	9 120\$ (2021)	125/0,675 (2022)

Literacy Rate (%)	90% (2020)
Enrolment Rate (primary education) – Gross (%)	106% (2014)
Enrolment Rate (primary education) – Net (%)	81% (2018)
Enrolment Rate (secondary education) – Gross (%)	77% (2014)
Enrolment Rate (secondary education) – Net%	62% (2018)
Enrolment Rate in NGS as percentage of total (primary education) (%)	12.3% (2021)
Enrolment Rate in NGS as percentage of total (secondary education) (%)	15.5% (2021)
Public expenditure on education as percentage of total government expenditure (%)	18.1% (2021)
Public expenditure on education as percentage of GDP (%)	4.1% (2020)

Ratification of the ICESCR	Ratification of the optional Protocol to the ICESCR	Ratification of the Convention against Discrimination in Education
YES	YES	NO

Indicator 1	
Points	100
Mention in the Law	YES
Mention in the Constitution	YES
Home-schooling	YES
Comments	-

Indicator 2	
Points	30
No financial aid	-
Financial aid is low and/or poorly defined	YES
Financial aid includes subsidizing teachers' salaries	-
Financial aid includes operating costs (heating, cleaning, electricity, etc.)	-
Financial aid includes investment costs (buildings and equipment)	-
Comments	Among non-governmental schools, a few Catholic schools have entered into a partnership with the Ministry of Education. The salaries of the teachers in those schools are subsidized.

Indicator 3	
Enrolment Rate (primary education) – Net (%)	81% (2018)

Indicator 4	
Enrolment Rate in NGS as percentage of total (primary education) (%)	12.3% (2021)

TOTAL Freedom of Education Index	
Rank	Index
83	53,81

Equatorial Guinea		
Total Population	GNI per capita, PPP (current international dollars)	HDI Ranking (Position/score)
1 449 891 (2021)	13 520\$ (2021)	145/0,596 (2022)

Literacy Rate (%)	94.4% (2010)
Enrolment Rate (primary education) – Gross (%)	62% (2015)
Enrolment Rate (primary education) – Net (%)	43% (2015)
Enrolment Rate (secondary education) – Gross (%)	26% (2005)
Enrolment Rate (secondary education) – Net%	20% (2005)
Enrolment Rate in NGS as percentage of total (primary education) (%)	58.7% (2015)
Enrolment Rate in NGS as percentage of total (secondary education) (%)	23.2% (1999)
Public expenditure on education as percentage of total government expenditure (%)	5.2% (1998)
Public expenditure on education as percentage of GDP (%)	2.2% (1998)

Ratification of the ICESCR	Ratification of the optional Protocol to the ICESCR	Ratification of the Convention against Discrimination in Education
YES	NO	NO

Indicator 1	
Points	90
Mention in the Law	YES
Mention in the Constitution	YES
Home-schooling	NO
Comments	Compulsory education includes only preschool and primary education.

Indicator 2	
Points	30
No financial aid	-
Financial aid is low and/or poorly defined	YES
Financial aid includes subsidizing teachers' salaries	-
Financial aid includes operating costs (heating, cleaning, electricity, etc.)	-
Financial aid includes investment costs (buildings and equipment)	-
Comments	Most of the publicly funded non-governmental schools are fatih-based schools of religious denominations, most of them Catholic. In Equatorial Guinea, education is not completely free (even in state schools). For this reason, many children do not go to school because their parents cannot pay the school fees.

Indicator 3	
Enrolment Rate (primary education) – Net (%)	43% (2015)

Indicator 4	
Enrolment Rate in NGS as percentage of total (primary education) (%)	58.7% (2015)

TOTAL Freedom of Education Index	
Rank	Index
136	45,27

Eritrea		
Total Population	GNI per capita, PPP (current international dollars)	HDI Ranking (Position/score)
3 213 969 (2021)	1 610\$ (2021)	176/0,492 (2022)

Literacy Rate (%)	76.6% (2018)/
Enrolment Rate (primary education) – Gross (%)	68.62% (2019)
Enrolment Rate (primary education) – Net (%)	52.24% (2019)
Enrolment Rate (secondary education) – Gross (%)	46,44% (2019)
Enrolment Rate (secondary education) – Net%	41.6% (2018)
Enrolment Rate in NGS as percentage of total (primary education) (%)	10.6% (2018)
Enrolment Rate in NGS as percentage of total (secondary education) (%)	7.5% (2018)
Public expenditure on education as percentage of total government expenditure (%)	5.2% (2006)
Public expenditure on education as percentage of GDP (%)	2.1% (2006)

Ratification of the ICESCR	Ratification of the optional Protocol to the ICESCR	Ratification of the Convention against Discrimination in Education
YES	NO	NO

Indicator 1	
Points	0
Mention in the Law	NO
Mention in the Constitution	NO
Home-schooling	NO
Comments	Non-Governmental schools are almost inexistent in Eritrea. Many of the them have been expropriated in the last years (especially Catholic schools, but not only).

Indicator 2	
Points	0
No financial aid	NO
Financial aid is low and/or poorly defined	-
Financial aid includes subsidizing teachers' salaries	-
Financial aid includes operating costs (heating, cleaning, electricity, etc.)	-
Financial aid includes investment costs (buildings and equipment)	-
Comments	-

Indicator 3	
Enrolment Rate (primary education) – Net (%)	52.24% (2019)

Indicator 4	
Enrolment Rate in NGS as percentage of total (primary education) (%)	10.6% (2018)

TOTAL Freedom of Education Index	
Rank	Index
155	13,09

Estonia		
Total Population	GNI per capita, PPP (current international dollars)	HDI Ranking (Position/score)
1 329 254 (2021)	41 570\$ (2021)	31/0,890 (2022)

Literacy Rate (%)	99.9% (2011)
Enrolment Rate (primary education) – Gross (%)	97.60% (2020)
Enrolment Rate (primary education) – Net (%)	93.7% (2020)
Enrolment Rate (secondary education) – Gross (%)	114,95% (2020)
Enrolment Rate (secondary education) – Net%	92.9% (2020)
Enrolment Rate in NGS as percentage of total (primary education) (%)	6.8% (2020)
Enrolment Rate in NGS as percentage of total (secondary education) (%)	4.1% (2020)
Public expenditure on education as percentage of total government expenditure (%)	14.3% (2020)
Public expenditure on education as percentage of GDP (%)	6.6% (2020)

Ratification of the ICESCR	Ratification of the optional Protocol to the ICESCR	Ratification of the Convention against Discrimination in Education
YES	NO	NO

Indicator 1	
Points	100
Mention in the Law	YES
Mention in the Constitution	YES
Home-schooling	YES
Comments	-

Indicator 2	
Points	60
No financial aid	-
Financial aid is low and/or poorly defined	-
Financial aid includes subsidizing teachers' salaries	YES
Financial aid includes operating costs (heating, cleaning, electricity, etc.)	-
Financial aid includes investment costs (buildings and equipment)	-
Comments	Local governments are the main source of funding for education.

Indicator 3	
Enrolment Rate (primary education) – Net (%)	93.7% (2020)

Indicator 4	
Enrolment Rate in NGS as percentage of total (primary education) (%)	6.8% (2020)

TOTAL Freedom of Education Index	
Rank	Index
38	64,61

Ethiopia		
Total Population	GNI per capita, PPP (current international dollars)	HDI Ranking (Position/score)
117 876 226 (2021)	2 590\$ (2021)	175/0,498 (2022)

Literacy Rate (%)	51.8% (2017)
Enrolment Rate (primary education) – Gross (%)	106.03% (2021)
Enrolment Rate (primary education) – Net (%)	77.70% (2021)
Enrolment Rate (secondary education) – Gross (%)	34.94% (2015)
Enrolment Rate (secondary education) – Net%	30.8% (2015)/
Enrolment Rate in NGS as percentage of total (primary education) (%)	4.4% (2021)
Enrolment Rate in NGS as percentage of total (secondary education) (%)	6.6% (2015)
Public expenditure on education as percentage of total government expenditure (%)	20.9% (2019)
Public expenditure on education as percentage of GDP (%)	4.5% (2019)

Ratification of the ICESCR	Ratification of the optional Protocol to the ICESCR	Ratification of the Convention against Discrimination in Education
YES	NO	NO

Indicator 1	
Points	90
Mention in the Law	YES
Mention in the Constitution	YES
Home-schooling	NO
Comments	Home-schooling is not regulated by the law.

Indicator 2	
Points	30
No financial aid	-
Financial aid is low and/or poorly defined	YES
Financial aid includes subsidizing teachers' salaries	-
Financial aid includes operating costs (heating, cleaning, electricity, etc.)	-
Financial aid includes investment costs (buildings and equipment)	-
Comments	The government can offer various incentives (tax exemptions, provision of land, government subsidies, textbooks) to non-governmental actors to encourage the establishment of more non-governmental schools.

Indicator 3	
Enrolment Rate (primary education) – Net (%)	77.70% (2021)

Indicator 4	
Enrolment Rate in NGS as percentage of total (primary education) (%)	4.4% (2021)

TOTAL Freedom of Education Index	
Rank	Index
111	49,88

Finland		
Total Population	GNI per capita, PPP (current international dollars)	HDI Ranking (Position/score)
5 541 696 (2021)	55 940\$ (2021)	11/0,940 (2022)

Literacy Rate (%)	-
Enrolment Rate (primary education) – Gross (%)	100.01% (2020)
Enrolment Rate (primary education) – Net (%)	98.30% (2020)
Enrolment Rate (secondary education) – Gross (%)	144,23% (2020)
Enrolment Rate (secondary education) – Net%	97.2% (2020)
Enrolment Rate in NGS as percentage of total (primary education) (%)	2% (2020)/
Enrolment Rate in NGS as percentage of total (secondary education) (%)	16.5% (2020)
Public expenditure on education as percentage of total government expenditure (%)	10.2% (2020)
Public expenditure on education as percentage of GDP (%)	5.9% (2020)

Ratification of the ICESCR	Ratification of the optional Protocol to the ICESCR	Ratification of the Convention against Discrimination in Education
YES	YES	YES

Indicator 1	
Points	100
Mention in the Law	YES
Mention in the Constitution	YES
Home-schooling	YES
Comments	-

Indicator 2	
Points	100
No financial aid	-
Financial aid is low and/or poorly defined	-
Financial aid includes subsidizing teachers' salaries	YES
Financial aid includes operating costs (heating, cleaning, electricity, etc.)	YES
Financial aid includes investment costs (buildings and equipment)	YES
Comments	<p>The Finnish government does not distinguish schools by form of ownership, but by the type of educational service provided, which determines the level of public funding, curriculum and admissions.</p> <p>In other words, registered non-state schools and state schools receive the same level of funding, are subject to the same rules and are prohibited from charging tuition fees and operating for profit.</p>

Indicator 3	
Enrolment Rate (primary education) – Net (%)	98.30% (2020)

Indicator 4	
Enrolment Rate in NGS as percentage of total (primary education) (%)	2% (2020)

TOTAL Freedom of Education Index	
Rank	Index
6	75,26

France		
Total Population	GNI per capita, PPP (current international dollars)	HDI Ranking (Position/score)
67 499 343 (2021)	51 850\$ (2021)	28/0,903 (2022)

Literacy Rate (%)	-
Enrolment Rate (primary education) – Gross (%)	102.81% (2020)
Enrolment Rate (primary education) – Net (%)	99.86% (2020)
Enrolment Rate (secondary education) – Gross (%)	104,63% (2020)
Enrolment Rate (secondary education) – Net%	96.3% (2020)
Enrolment Rate in NGS as percentage of total (primary education) (%)	15.1% (2020)
Enrolment Rate in NGS as percentage of total (secondary education) (%)	25.3% (2020)
Public expenditure on education as percentage of total government expenditure (%)	9.7% (2019)
Public expenditure on education as percentage of GDP (%)	5.5% (2020)

Ratification of the ICESCR	Ratification of the optional Protocol to the ICESCR	Ratification of the Convention against Discrimination in Education
YES	YES	YES

Indicator 1	
Points	90
Mention in the Law	YES
Mention in the Constitution	YES
Home-schooling	NO
Comments	<p>Although freedom of education is not explicitly recognized, the Constitutional Council, in its Resolution No. 2016-745 DC of January 26, 2017, confirmed freedom of education as one of the fundamental principles recognized by the laws of the Republic, as set forth in the Preamble of the Constitution of 1946, to which the Preamble of the Constitution of 1958 refers. Regarding home-schooling, the new law (August 2021) changed the legal framework from a declaratory system open to all to a system of prior authorization that requires families wishing to home-school to obtain prior authorization for one of the following 4 reasons: the child's state of health or disability, intense artistic or sporting activity, itinerancy or geographical remoteness from a public educational establishment or "situation specific to the child motivating the educational project".</p>

Indicator 2	
Points	70
No financial aid	-
Financial aid is low and/or poorly defined	-
Financial aid includes subsidizing teachers' salaries	YES
Financial aid includes operating costs (heating, cleaning, electricity, etc.)	YES
Financial aid includes investment costs (buildings and equipment)	-
Comments	-

Indicator 3	
Enrolment Rate (primary education) – Net (%)	99.86% (2020)

Indicator 4	
Enrolment Rate in NGS as percentage of total (primary education) (%)	15.1% (2020)

TOTAL Freedom of Education Index	
Rank	Index
22	67,78

Gabon		
Total Population	GNI per capita, PPP (current international dollars)	HDI Ranking (Position/score)
2 278 829 (2021)	14 560\$ (2021)	112/0,706 (2022)

Literacy Rate (%)	84.7% (2018)
Enrolment Rate (primary education) – Gross (%)	107.86% (2019)
Enrolment Rate (primary education) – Net (%)	76.70% (2019)
Enrolment Rate (secondary education) – Gross (%)	73,06% (2019)
Enrolment Rate (secondary education) – Net%	-
Enrolment Rate in NGS as percentage of total (primary education) (%)	43.9% (2011)
Enrolment Rate in NGS as percentage of total (secondary education) (%)	29.9% (1999)
Public expenditure on education as percentage of total government expenditure (%)	15.1% (2021)
Public expenditure on education as percentage of GDP (%)	3.2% (2020)

Ratification of the ICESCR	Ratification of the optional Protocol to the ICESCR	Ratification of the Convention against Discrimination in Education
YES	YES	NO

Indicator 1	
Points	90
Mention in the Law	YES
Mention in the Constitution	YES
Home-schooling	NO
Comments	-

Indicator 2	
Points	30
No financial aid	-
Financial aid is low and/or poorly defined	YES
Financial aid includes subsidizing teachers' salaries	-
Financial aid includes operating costs (heating, cleaning, electricity, etc.)	-
Financial aid includes investment costs (buildings and equipment)	-
Comments	-

Indicator 3	
Enrolment Rate (primary education) – Net (%)	76.70% (2019)

Indicator 4	
Enrolment Rate in NGS as percentage of total (primary education) (%)	43.9% (2011)

TOTAL Freedom of Education Index	
Rank	Index
96	52,60

Gambia		
Total Population	GNI per capita, PPP (current international dollars)	HDI Ranking (Position/score)
2 486 937 (2021)	2 370\$ (2021)	174/0,500 (2022)

Literacy Rate (%)	50.8% (2015)
Enrolment Rate (primary education) – Gross (%)	102.96% (2022)
Enrolment Rate (primary education) – Net (%)	85.96% (2022)
Enrolment Rate (secondary education) – Gross (%)	114,71% (2021)
Enrolment Rate (secondary education) – Net%	15% (1986)
Enrolment Rate in NGS as percentage of total (primary education) (%)	33.4% (2021)
Enrolment Rate in NGS as percentage of total (secondary education) (%)	23.1% (2021)
Public expenditure on education as percentage of total government expenditure (%)	14% (2020)
Public expenditure on education as percentage of GDP (%)	2.8% (2020)

Ratification of the ICESCR	Ratification of the optional Protocol to the ICESCR	Ratification of the Convention against Discrimination in Education
YES	NO	NO

Indicator 1	
Points	80
Mention in the Law	YES
Mention in the Constitution	NO
Home-schooling	NO
Comments	-

Indicator 2	
Points	30
No financial aid	-
Financial aid is low and/or poorly defined	YES
Financial aid includes subsidizing teachers' salaries	-
Financial aid includes operating costs (heating, cleaning, electricity, etc.)	-
Financial aid includes investment costs (buildings and equipment)	-
Comments	-

Indicator 3	
Enrolment Rate (primary education) – Net (%)	85.96% (2022)

Indicator 4	
Enrolment Rate in NGS as percentage of total (primary education) (%)	33.4% (2021)

TOTAL Freedom of Education Index	
Rank	Index
101	51,62

Georgia		
Total Population	GNI per capita, PPP (current international dollars)	HDI Ranking (Position/score)
3 708 610 (2021)	16 060\$ (2021)	63/0,802 (2022)

Literacy Rate (%)	99.6% (2019)
Enrolment Rate (primary education) – Gross (%)	100.76% (2021)
Enrolment Rate (primary education) – Net (%)	98.66% (2021)
Enrolment Rate (secondary education) – Gross (%)	101,33% (2021)
Enrolment Rate (secondary education) – Net%	96.1% (2021)
Enrolment Rate in NGS as percentage of total (primary education) (%)	10.5% (2021)
Enrolment Rate in NGS as percentage of total (secondary education) (%)	10.3% (2021)
Public expenditure on education as percentage of total government expenditure (%)	11.5% (2021)
Public expenditure on education as percentage of GDP (%)	3.6% (2021)

Ratification of the ICESCR	Ratification of the optional Protocol to the ICESCR	Ratification of the Convention against Discrimination in Education
YES	NO	YES

Indicator 1	
Points	90
Mention in the Law	YES
Mention in the Constitution	NO
Home-schooling	YES
Comments	Home-school students have to take state-approved examinations that prove that they have reached academic standards defined by the national curriculum.

Indicator 2	
Points	70
No financial aid	-
Financial aid is low and/or poorly defined	-
Financial aid includes subsidizing teachers' salaries	YES
Financial aid includes operating costs (heating, cleaning, electricity, etc.)	YES
Financial aid includes investment costs (buildings and equipment)	-
Comments	<p>Mandatory education is funded through vouchers on a "money follows the student" basis, meaning that the state provides per capita funding to a student regardless of whether the student attends a private or public school and regardless of family income. A private school determines its own cost of education, which may exceed the amount of the voucher provided by the state. The majority of schools are funded through standard vouchers. In addition, the value of vouchers varies depending on the type of school (urban, rural, schools in high mountain areas) to ensure an equal funding opportunity for a student with different financial needs.</p>

Indicator 3	
Enrolment Rate (primary education) – Net (%)	98.66% (2021)

Indicator 4	
Enrolment Rate in NGS as percentage of total (primary education) (%)	10.5% (2021)

TOTAL Freedom of Education Index	
Rank	Index
26	66,67

Germany		
Total Population	GNI per capita, PPP (current international dollars)	HDI Ranking (Position/score)
83 129 285 (2021)	59 680\$ (2021)	9/0,942 (2022)

Literacy Rate (%)	-
Enrolment Rate (primary education) – Gross (%)	101.10% (2020)
Enrolment Rate (primary education) – Net (%)	97.94% (2020)
Enrolment Rate (secondary education) – Gross (%)	97,11% (2020)
Enrolment Rate (secondary education) – Net%	83.4% (2020)
Enrolment Rate in NGS as percentage of total (primary education) (%)	5.2% (2020)
Enrolment Rate in NGS as percentage of total (secondary education) (%)	9.9% (2020)
Public expenditure on education as percentage of total government expenditure (%)	9.2% (2020)
Public expenditure on education as percentage of GDP (%)	4.7% (2020)

Ratification of the ICESCR	Ratification of the optional Protocol to the ICESCR	Ratification of the Convention against Discrimination in Education
YES	NO	YES

Indicator 1	
Points	90
Mention in the Law	YES
Mention in the Constitution	YES
Home-schooling	NO
Comments	In 1987, the constitutional court of Germany ruled that, under certain conditions, the State had an obligation to financially support non-governmental schools. Funding may vary between states (Länder). Financial support may be used for teacher salaries, non-personnel costs, infrastructure, or other operating costs, depending on state regulations.

Indicator 2	
Points	70
No financial aid	-
Financial aid is low and/or poorly defined	-
Financial aid includes subsidizing teachers' salaries	YES
Financial aid includes operating costs (heating, cleaning, electricity, etc.)	YES
Financial aid includes investment costs (buildings and equipment)	-
Comments	<p>In 1987, the constitutional court of Germany ruled that, under certain conditions, the State had an obligation to financially support non-governmental schools.</p> <p>Funding may vary between states (Länder). Financial support may be used for teacher salaries, non-personnel costs, infrastructure, or other operating costs, depending on state regulations.</p>

Indicator 3	
Points	Funding may vary between states (Länder). Financial support may be used for teacher salaries, non-personnel costs, infrastructure, or other operating costs, depending on state regulations.
Enrolment Rate (primary education) – Net (%)	97.94% (2020)

Indicator 4	
Enrolment Rate in NGS as percentage of total (primary education) (%)	5.2% (2020)

TOTAL Freedom of Education Index	
Rank	Index
30	65,56

Ghana		
Total Population	GNI per capita, PPP (current international dollars)	HDI Ranking (Position/score)
31 732 128 (2021)	6 020\$ (2021)	133/0,632 (2022)

Literacy Rate (%)	79% (2018)
Enrolment Rate (primary education) – Gross (%)	103.44% (2020)
Enrolment Rate (primary education) – Net (%)	94.02% (2020)
Enrolment Rate (secondary education) – Gross (%)	77,67% (2020)
Enrolment Rate (secondary education) – Net%	62% (2020)
Enrolment Rate in NGS as percentage of total (primary education) (%)	29.8% (2020)
Enrolment Rate in NGS as percentage of total (secondary education) (%)	15.5% (2020)
Public expenditure on education as percentage of total government expenditure (%)	18.6% (2018)
Public expenditure on education as percentage of GDP (%)	3.9% (2018)

Ratification of the ICESCR	Ratification of the optional Protocol to the ICESCR	Ratification of the Convention against Discrimination in Education
YES	ONLY SIGNED	NO

Indicator 1	
Points	90
Mention in the Law	YES
Mention in the Constitution	YES
Home-schooling	NO
Comments	Although not recognized by law, an increasing number of parents are choosing to home-school their children.

Indicator 2	
Points	30
No financial aid	-
Financial aid is low and/or poorly defined	YES
Financial aid includes subsidizing teachers' salaries	-
Financial aid includes operating costs (heating, cleaning, electricity, etc.)	-
Financial aid includes investment costs (buildings and equipment)	-
Comments	-

Indicator 3	
Enrolment Rate (primary education) – Net (%)	94.02% (2020)

Indicator 4	
Enrolment Rate in NGS as percentage of total (primary education) (%)	29.8% (2020)

TOTAL Freedom of Education Index	
Rank	Index
69	55,88

Greece		
Total Population	GNI per capita, PPP (current international dollars)	HDI Ranking (Position/score)
10 664 568 (2021)	31 410\$ (2021)	33/0,887 (2022)

Literacy Rate (%)	98% (2018)
Enrolment Rate (primary education) – Gross (%)	101.11% (2020)
Enrolment Rate (primary education) – Net (%)	99.56% (2020)
Enrolment Rate (secondary education) – Gross (%)	105.55% (2020)
Enrolment Rate (secondary education) – Net%	94.2% (2020)
Enrolment Rate in NGS as percentage of total (primary education) (%)	6.2% (2020)
Enrolment Rate in NGS as percentage of total (secondary education) (%)	4.5% (2019)
Public expenditure on education as percentage of total government expenditure (%)	7.5% (2020)
Public expenditure on education as percentage of GDP (%)	4.4% (2020)

Ratification of the ICESCR	Ratification of the optional Protocol to the ICESCR	Ratification of the Convention against Discrimination in Education
YES	NO	NO

Indicator 1	
Points	90
Mention in the Law	YES
Mention in the Constitution	YES
Home-schooling	NO
Comments	-

Indicator 2	
Points	30
No financial aid	-
Financial aid is low and/or poorly defined	YES
Financial aid includes subsidizing teachers' salaries	-
Financial aid includes operating costs (heating, cleaning, electricity, etc.)	-
Financial aid includes investment costs (buildings and equipment)	-
Comments	According to the Law, private schools established as non-profit-making entities may be entitled to grants from the state, but no such specific government-aided schools were found.

Indicator 3	
Enrolment Rate (primary education) – Net (%)	99.56% (2020)

Indicator 4	
Enrolment Rate in NGS as percentage of total (primary education) (%)	6.2% (2020)

TOTAL Freedom of Education Index	
Rank	Index
72	55,49

Guatemala		
Total Population	GNI per capita, PPP (current international dollars)	HDI Ranking (Position/score)
17 109 746 (2021)	9 580\$ (2021)	135/0,627 (2022)

Literacy Rate (%)	80.8% (2018)
Enrolment Rate (primary education) – Gross (%)	102.04% (2021)
Enrolment Rate (primary education) – Net (%)	90.57% (2021)
Enrolment Rate (secondary education) – Gross (%)	47,12% (2021)
Enrolment Rate (secondary education) – Net%	40% (2021)
Enrolment Rate in NGS as percentage of total (primary education) (%)	11.6% (2021)
Enrolment Rate in NGS as percentage of total (secondary education) (%)	61.4% (2021)
Public expenditure on education as percentage of total government expenditure (%)	23% (2021)
Public expenditure on education as percentage of GDP (%)	3.1% (2021)

Ratification of the ICESCR	Ratification of the optional Protocol to the ICESCR	Ratification of the Convention against Discrimination in Education
YES	ONLY SIGNED	YES

Indicator 1	
Points	90
Mention in the Law	YES
Mention in the Constitution	YES
Home-schooling	NO
Comments	-

Indicator 2	
Points	30
No financial aid	-
Financial aid is low and/or poorly defined	YES
Financial aid includes subsidizing teachers' salaries	-
Financial aid includes operating costs (heating, cleaning, electricity, etc.)	-
Financial aid includes investment costs (buildings and equipment)	-
Comments	The state can partially fund non-governmental schools. Most of that funding targets students from disadvantaged backgrounds.

Indicator 3	
Enrolment Rate (primary education) – Net (%)	90.57% (2021)

Indicator 4	
Enrolment Rate in NGS as percentage of total (primary education) (%)	11.6% (2021)

TOTAL Freedom of Education Index	
Rank	Index
89	53,65

Guinea		
Total Population	GNI per capita, PPP (current international dollars)	HDI Ranking (Position/score)
13 497 237 (2021)	2 540\$ (2021)	182/0,465 (2022)

Literacy Rate (%)	39.6% (2018)
Enrolment Rate (primary education) – Gross (%)	100.79% (2020)
Enrolment Rate (primary education) – Net (%)	82.7% (2020)
Enrolment Rate (secondary education) – Gross (%)	36.81% (2019)
Enrolment Rate (secondary education) – Net%	32.2% (2014)
Enrolment Rate in NGS as percentage of total (primary education) (%)	35.5% (2020)
Enrolment Rate in NGS as percentage of total (secondary education) (%)	39% (2014)
Public expenditure on education as percentage of total government expenditure (%)	12% (2021)
Public expenditure on education as percentage of GDP (%)	2.2% (2020)

Ratification of the ICESCR	Ratification of the optional Protocol to the ICESCR	Ratification of the Convention against Discrimination in Education
YES	NO	YES

Indicator 1	
Points	80
Mention in the Law	YES
Mention in the Constitution	NO
Home-schooling	NO
Comments	-

Indicator 2	
Points	30
No financial aid	-
Financial aid is low and/or poorly defined	YES
Financial aid includes subsidizing teachers' salaries	-
Financial aid includes operating costs (heating, cleaning, electricity, etc.)	-
Financial aid includes investment costs (buildings and equipment)	-
Comments	Non-governmental schools may receive subsidies as indicated in the regulation. No other information on the nature of subsidies was found.

Indicator 3	
Enrolment Rate (primary education) – Net (%)	82.7% (2020)

Indicator 4	
Enrolment Rate in NGS as percentage of total (primary education) (%)	35.5% (2020)

TOTAL Freedom of Education Index	
Rank	Index
104	50,97

Guinea-Bissau		
Total Population	GNI per capita, PPP (current international dollars)	HDI Ranking (Position/score)
2 015 490 (2021)	2 060\$ (2021)	177/0,483 (2022)

Literacy Rate (%)	45.6% (2014)
Enrolment Rate (primary education) – Gross (%)	119% (2010)
Enrolment Rate (primary education) – Net (%)	71% (2010)
Enrolment Rate (secondary education) – Gross (%)	34% (2006)
Enrolment Rate (secondary education) – Net%	9% (2000)
Enrolment Rate in NGS as percentage of total (primary education) (%)	27.7% (2010)
Enrolment Rate in NGS as percentage of total (secondary education) (%)	12.8% (2000)
Public expenditure on education as percentage of total government expenditure (%)	9.3% (2021)
Public expenditure on education as percentage of GDP (%)	2.7% (2020)

Ratification of the ICESCR	Ratification of the optional Protocol to the ICESCR	Ratification of the Convention against Discrimination in Education
YES	ONLY SIGNED	NO

Indicator 1	
Points	90
Mention in the Law	YES
Mention in the Constitution	YES
Home-schooling	NO
Comments	Non-governmental schools in Guinea-Bissau have been expanding over the last decades, in response to state failure and disenchantment with the governmental system.

Indicator 2	
Points	30
No financial aid	-
Financial aid is low and/or poorly defined	YES
Financial aid includes subsidizing teachers' salaries	-
Financial aid includes operating costs (heating, cleaning, electricity, etc.)	-
Financial aid includes investment costs (buildings and equipment)	-
Comments	Little information on funding for non-state schools has been found. It seems that families contribute greatly to the financing of education in Guinea-Bissau.

Indicator 3	
Enrolment Rate (primary education) – Net (%)	71% (2010)

Indicator 4	
Enrolment Rate in NGS as percentage of total (primary education) (%)	27.7% (2010)

TOTAL Freedom of Education Index	
Rank	Index
109	49,95

Haiti		
Total Population	GNI per capita, PPP (current international dollars)	HDI Ranking (Position/score)
11 541 683 (2021)	3 130\$ (2021)	163/0,535 (2022)

Literacy Rate (%)	61.7% (2016)
Enrolment Rate (primary education) – Gross (%)	114% (1998)
Enrolment Rate (primary education) – Net (%)	58% (1997)
Enrolment Rate (secondary education) – Gross (%)	18% (1986)
Enrolment Rate (secondary education) – Net%	-
Enrolment Rate in NGS as percentage of total (primary education) (%)	76.7% (1998)
Enrolment Rate in NGS as percentage of total (secondary education) (%)	-
Public expenditure on education as percentage of total government expenditure (%)	16.1% (2021)
Public expenditure on education as percentage of GDP (%)	1.4% (2020)

Ratification of the ICESCR	Ratification of the optional Protocol to the ICESCR	Ratification of the Convention against Discrimination in Education
YES	NO	NO

Indicator 1	
Points	90
Mention in the Law	YES
Mention in the Constitution	YES
Home-schooling	NO
Comments	Home-schooling is not regulated by the law.

Indicator 2	
Points	30
No financial aid	-
Financial aid is low and/or poorly defined	YES
Financial aid includes subsidizing teachers' salaries	-
Financial aid includes operating costs (heating, cleaning, electricity, etc.)	-
Financial aid includes investment costs (buildings and equipment)	-
Comments	Due to natural disasters and other crises, Haiti's education system has greatly suffered. Funding is possible for certain non-governmental schools that are "bound by a contract with the Ministry in the framework of a school project,". They receive grants to help pay teachers' salaries.

Indicator 3	
Enrolment Rate (primary education) – Net (%)	58% (1997)

Indicator 4	
Enrolment Rate in NGS as percentage of total (primary education) (%)	76.7% (1998)

TOTAL Freedom of Education Index	
Rank	Index
107	50,38

Honduras		
Total Population	GNI per capita, PPP (current international dollars)	HDI Ranking (Position/score)
10 062 994 (2021)	5 740\$ (2021)	137/0,621 (2022)

Literacy Rate (%)	88.5% (2019)
Enrolment Rate (primary education) – Gross (%)	92% (2014)
Enrolment Rate (primary education) – Net (%)	80% (2017)
Enrolment Rate (secondary education) – Gross (%)	49% (2014)
Enrolment Rate (secondary education) – Net%	44% (2017)
Enrolment Rate in NGS as percentage of total (primary education) (%)	10.7% (2021)
Enrolment Rate in NGS as percentage of total (secondary education) (%)	24.5% (2021)
Public expenditure on education as percentage of total government expenditure (%)	24.6% (2021)
Public expenditure on education as percentage of GDP (%)	6.4% (2020)

Ratification of the ICESCR	Ratification of the optional Protocol to the ICESCR	Ratification of the Convention against Discrimination in Education
YES	YES	YES

Indicator 1	
Points	100
Mention in the Law	YES
Mention in the Constitution	YES
Home-schooling	YES
Comments	-

Indicator 2	
Points	30
No financial aid	-
Financial aid is low and/or poorly defined	YES
Financial aid includes subsidizing teachers' salaries	-
Financial aid includes operating costs (heating, cleaning, electricity, etc.)	-
Financial aid includes investment costs (buildings and equipment)	-
Comments	The Honduras Project for Community Education (POHECO) provides remote rural communities with access to quality and adaptive education. Under this program, certain non-governmental schools can receive public funding, including teacher salaries, through annual financial agreements with the government.

Indicator 3	
Enrolment Rate (primary education) – Net (%)	80% (2017)

Indicator 4	
Enrolment Rate in NGS as percentage of total (primary education) (%)	10.7% (2021)

TOTAL Freedom of Education Index	
Rank	Index
91	53,44

Hungary		
Total Population	GNI per capita, PPP (current international dollars)	HDI Ranking (Position/score)
9 709 886 (2021)	35 640\$ (2021)	36/0,846 (2022)

Literacy Rate (%)	99% (2014)
Enrolment Rate (primary education) – Gross (%)	95.93% (2020)
Enrolment Rate (primary education) – Net (%)	94.50% (2020)
Enrolment Rate (secondary education) – Gross (%)	103.05% (2020)
Enrolment Rate (secondary education) – Net%	89.9% (2020)
Enrolment Rate in NGS as percentage of total (primary education) (%)	18.5% (2020)
Enrolment Rate in NGS as percentage of total (secondary education) (%)	23% (2020)
Public expenditure on education as percentage of total government expenditure (%)	9.2% (2020)
Public expenditure on education as percentage of GDP (%)	4.8% (2020)

Ratification of the ICESCR	Ratification of the optional Protocol to the ICESCR	Ratification of the Convention against Discrimination in Education
YES	NO	YES

Indicator 1	
Points	100
Mention in the Law	YES
Mention in the Constitution	YES
Home-schooling	YES
Comments	Legislation on home-schooling is recent and not fully developed.

Indicator 2	
Points	70
No financial aid	-
Financial aid is low and/or poorly defined	-
Financial aid includes subsidizing teachers' salaries	YES
Financial aid includes operating costs (heating, cleaning, electricity, etc.)	YES
Financial aid includes investment costs (buildings and equipment)	-
Comments	-

Indicator 3	
Enrolment Rate (primary education) – Net (%)	94.50% (2020)

Indicator 4	
Enrolment Rate in NGS as percentage of total (primary education) (%)	18.5% (2020)

TOTAL Freedom of Education Index	
Rank	Index
15	69,54

Iceland		
Total Population	GNI per capita, PPP (current international dollars)	HDI Ranking (Position/score)
372 295 (2021)	55 920\$ (2021)	3/0,959 (2022)

Literacy Rate (%)	-
Enrolment Rate (primary education) – Gross (%)	101% (2020)
Enrolment Rate (primary education) – Net (%)	99.58% (2020)
Enrolment Rate (secondary education) – Gross (%)	114.36% (2020)
Enrolment Rate (secondary education) – Net%	89.8% (2020)
Enrolment Rate in NGS as percentage of total (primary education) (%)	2.7% (2020)
Enrolment Rate in NGS as percentage of total (secondary education) (%)	13.8% (2020)
Public expenditure on education as percentage of total government expenditure (%)	15.3% (2020)
Public expenditure on education as percentage of GDP (%)	7.7% (2020)

Ratification of the ICESCR	Ratification of the optional Protocol to the ICESCR	Ratification of the Convention against Discrimination in Education
YES	NO	NO

Indicator 1	
Points	90
Mention in the Law	YES
Mention in the Constitution	NO
Home-schooling	YES
Comments	Parents who want to home-school are required to have a teaching license and to follow a state-approved curriculum.

Indicator 2	
Points	70
No financial aid	-
Financial aid is low and/or poorly defined	YES
Financial aid includes subsidizing teachers' salaries	YES
Financial aid includes operating costs (heating, cleaning, electricity, etc.)	-
Financial aid includes investment costs (buildings and equipment)	-
Comments	All non-governmental schools that teach the national curriculum and have a valid service agreement are eligible for government funding of at least 75% of their operating costs per student (for schools with up to 200 students).

Indicator 3	
Enrolment Rate (primary education) – Net (%)	99.58% (2020)

Indicator 4	
Enrolment Rate in NGS as percentage of total (primary education) (%)	2.7% (2020)

TOTAL Freedom of Education Index	
Rank	Index
31	65,53

India		
Total Population	GNI per capita, PPP (current international dollars)	HDI Ranking (Position/score)
1 393 409 030 (2021)	7 220\$ (2021)	132/0,633 (2022)

Literacy Rate (%)	74.4% (2018)
Enrolment Rate (primary education) – Gross (%)	102.05% (2021)
Enrolment Rate (primary education) – Net (%)	97.43% (2021)
Enrolment Rate (secondary education) – Gross (%)	77.98% (2021)
Enrolment Rate (secondary education) – Net%	66% (2020)
Enrolment Rate in NGS as percentage of total (primary education) (%)	45.1% (2020)
Enrolment Rate in NGS as percentage of total (secondary education) (%)	51.4% (2020)
Public expenditure on education as percentage of total government expenditure (%)	16.5% (2020)
Public expenditure on education as percentage of GDP (%)	4.5% (2020)

Ratification of the ICESCR	Ratification of the optional Protocol to the ICESCR	Ratification of the Convention against Discrimination in Education
YES	NO	NO

Indicator 1	
Points	90
Mention in the Law	YES
Mention in the Constitution	YES
Home-schooling	NO
Comments	Home-schooling is not regulated by the law.

Indicator 2	
Points	30
No financial aid	-
Financial aid is low and/or poorly defined	YES
Financial aid includes subsidizing teachers' salaries	-
Financial aid includes operating costs (heating, cleaning, electricity, etc.)	-
Financial aid includes investment costs (buildings and equipment)	-
Comments	<p>There are 4 categories of non-governmental schools in India:</p> <ul style="list-style-type: none"> - Minority Aided Schools - Minority Un-Aided Schools - Non-Minority Aided Schools - Non-Minority Un-Aided Schools. <p>Aided schools receive varied degrees of public funding depending on the contextual requirements of the school.</p>

Indicator 3	
Enrolment Rate (primary education) – Net (%)	97.43% (2021)

Indicator 4	
Enrolment Rate in NGS as percentage of total (primary education) (%)	45.1% (2020)

TOTAL Freedom of Education Index	
Rank	Index
54	57,89

Indonesia		
Total Population	GNI per capita, PPP (current international dollars)	HDI Ranking (Position/score)
276 361 788 (2021)	12 560\$ (2021)	114/0,705 (2022)

Literacy Rate (%)	96% (2020)
Enrolment Rate (primary education) – Gross (%)	90.14% (2020)
Enrolment Rate (primary education) – Net (%)	94.38% (2018)
Enrolment Rate (secondary education) – Gross (%)	88.91% (2018)
Enrolment Rate (secondary education) – Net%	78.7% (2018)
Enrolment Rate in NGS as percentage of total (primary education) (%)	22.9% (2018)
Enrolment Rate in NGS as percentage of total (secondary education) (%)	42.1% (2018)
Public expenditure on education as percentage of total government expenditure (%)	19.2% (2020)
Public expenditure on education as percentage of GDP (%)	3.5% (2020)

Ratification of the ICESCR	Ratification of the optional Protocol to the ICESCR	Ratification of the Convention against Discrimination in Education
YES	NO	YES

Indicator 1	
Points	100
Mention in the Law	YES
Mention in the Constitution	YES
Home-schooling	YES
Comments	Children who are home-schooled must be registered with the Ministry of Education, Culture, Research and Technology and have to take a national examination to receive an "equivalent certificate" to formal education.

Indicator 2	
Points	30
No financial aid	-
Financial aid is low and/or poorly defined	YES
Financial aid includes subsidizing teachers' salaries	-
Financial aid includes operating costs (heating, cleaning, electricity, etc.)	-
Financial aid includes investment costs (buildings and equipment)	-
Comments	-

Indicator 3	
Enrolment Rate (primary education) – Net (%)	94.38% (2018)

Indicator 4	
Enrolment Rate in NGS as percentage of total (primary education) (%)	22.9% (2018)

TOTAL Freedom of Education Index	
Rank	Index
52	57,96

Iran (Islamic Republic of)		
Total Population	GNI per capita, PPP (current international dollars)	HDI Ranking (Position/score)
85 028 760 (2021)	15 760\$ (2021)	76/0,774 (2022)

Literacy Rate (%)	85.5% (2016)
Enrolment Rate (primary education) – Gross (%)	109.70% (2020)
Enrolment Rate (primary education) – Net (%)	99.86% (2020)
Enrolment Rate (secondary education) – Gross (%)	89.38% (2020)
Enrolment Rate (secondary education) – Net%	88.2% (2020)
Enrolment Rate in NGS as percentage of total (primary education) (%)	15.5% (2020)
Enrolment Rate in NGS as percentage of total (secondary education) (%)	11.1% (2020)
Public expenditure on education as percentage of total government expenditure (%)	23.1% (2020)
Public expenditure on education as percentage of GDP (%)	3.6% (2020)

Ratification of the ICESCR	Ratification of the optional Protocol to the ICESCR	Ratification of the Convention against Discrimination in Education
YES	NO	YES

Indicator 1	
Points	80
Mention in the Law	YES
Mention in the Constitution	NO
Home-schooling	NO
Comments	Home-schooling is not regulated by the law.

Indicator 2	
Points	30
No financial aid	-
Financial aid is low and/or poorly defined	YES
Financial aid includes subsidizing teachers' salaries	-
Financial aid includes operating costs (heating, cleaning, electricity, etc.)	-
Financial aid includes investment costs (buildings and equipment)	-
Comments	Some non-governmental schools (private schools) receive no public funding, whereas other non-governmental schools (semi-private schools) receive a small subsidy from the government and whose owners must be qualified by the government.

Indicator 3	
Enrolment Rate (primary education) – Net (%)	99.86% (2020)

Indicator 4	
Enrolment Rate in NGS as percentage of total (primary education) (%)	15.5% (2020)

TOTAL Freedom of Education Index	
Rank	Index
85	53,76

Iraq		
Total Population	GNI per capita, PPP (current international dollars)	HDI Ranking (Position/score)
41 179 351 (2021)	10 320\$ (2021)	121/0,686 (2022)

Literacy Rate (%)	85.6% (2017)
Enrolment Rate (primary education) – Gross (%)	109% (2007)
Enrolment Rate (primary education) – Net (%)	93% (2007)
Enrolment Rate (secondary education) – Gross (%)	54% (2007)
Enrolment Rate (secondary education) – Net%	45% (2007)
Enrolment Rate in NGS as percentage of total (primary education) (%)	0% (1991)
Enrolment Rate in NGS as percentage of total (secondary education) (%)	-
Public expenditure on education as percentage of total government expenditure (%)	14% (2016)
Public expenditure on education as percentage of GDP (%)	4.7% (2016)

Ratification of the ICESCR	Ratification of the optional Protocol to the ICESCR	Ratification of the Convention against Discrimination in Education
YES	NO	YES

Indicator 1	
Points	100
Mention in the Law	YES
Mention in the Constitution	YES
Home-schooling	YES
Comments	Home-schooled children are required to take part in the final primary and secondary examinations.

Indicator 2	
Points	0
No financial aid	YES
Financial aid is low and/or poorly defined	-
Financial aid includes subsidizing teachers' salaries	-
Financial aid includes operating costs (heating, cleaning, electricity, etc.)	-
Financial aid includes investment costs (buildings and equipment)	-
Comments	-

Indicator 3	
Enrolment Rate (primary education) – Net (%)	93% (2007)

Indicator 4	
Enrolment Rate in NGS as percentage of total (primary education) (%)	0% (1991)

TOTAL Freedom of Education Index	
Rank	Index
120	48,37

Ireland		
Total Population	GNI per capita, PPP (current international dollars)	HDI Ranking (Position/score)
5 028 230 (2021)	79 450\$ (2021)	8/0,945 (2022)

Literacy Rate (%)	-
Enrolment Rate (primary education) – Gross (%)	101.37% (2020)
Enrolment Rate (primary education) – Net (%)	99.96% (2020)
Enrolment Rate (secondary education) – Gross (%)	135.22% (2020)
Enrolment Rate (secondary education) – Net%	99.2% (2020)
Enrolment Rate in NGS as percentage of total (primary education) (%)	0.9% (2020)
Enrolment Rate in NGS as percentage of total (secondary education) (%)	0.2% (2020)
Public expenditure on education as percentage of total government expenditure (%)	11.3% (2020)
Public expenditure on education as percentage of GDP (%)	3.1% (2020)

Ratification of the ICESCR	Ratification of the optional Protocol to the ICESCR	Ratification of the Convention against Discrimination in Education
YES	ONLY SIGNED	NO

Indicator 1	
Points	100
Mention in the Law	YES
Mention in the Constitution	YES
Home-schooling	YES
Comments	-

Indicator 2	
Points	100
No financial aid	-
Financial aid is low and/or poorly defined	-
Financial aid includes subsidizing teachers' salaries	YES
Financial aid includes operating costs (heating, cleaning, electricity, etc.)	YES
Financial aid includes investment costs (buildings and equipment)	YES
Comments	-

Indicator 3	
Enrolment Rate (primary education) – Net (%)	99.96% (2020)

Indicator 4	
Enrolment Rate in NGS as percentage of total (primary education) (%)	95%

TOTAL Freedom of Education Index	
Rank	Index
1	99,99

Israel		
Total Population	GNI per capita, PPP (current international dollars)	HDI Ranking (Position/score)
9 364 000 (2021)	44 060\$ (2021)	22/0,919 (2022)

Literacy Rate (%)	91.8% (1983)
Enrolment Rate (primary education) – Gross (%)	104.46% (2020)
Enrolment Rate (primary education) – Net (%)	99.50% (2020)
Enrolment Rate (secondary education) – Gross (%)	104.94% (2020)
Enrolment Rate (secondary education) – Net%	98.8% (2020)
Enrolment Rate in NGS as percentage of total (primary education) (%)	23.5% (2020)
Enrolment Rate in NGS as percentage of total (secondary education) (%)	12.2% (2020)
Public expenditure on education as percentage of total government expenditure (%)	15.6% (2020)
Public expenditure on education as percentage of GDP (%)	7.1% (2020)

Ratification of the ICESCR	Ratification of the optional Protocol to the ICESCR	Ratification of the Convention against Discrimination in Education
YES	NO	YES

Indicator 1	
Points	90
Mention in the Law	YES
Mention in the Constitution	NO
Home-schooling	YES
Comments	<p>The Ministry of Education prescribes a national curriculum for all official educational institutions, with the exception of the ultra-Orthodox stream, which is almost completely independent in terms of administration, funding, and curriculum. However, it can be adapted to special circumstances.</p> <p>Governmental schools are divided according to language and religious orientation. There are four educational tracks for governmental schools, three for the Hebrew-speaking community (secular, religious, and ultra-Orthodox), and one for the Arabic-speaking community.</p> <p>Non-governmental schools are divided into four categories: Non-State Managed State Schools, Non-State Funded State Schools, Non-State Schools, State Funded-Non State Schools.</p>

Indicator 2	
Points	70
No financial aid	-
Financial aid is low and/or poorly defined	-
Financial aid includes subsidizing teachers' salaries	YES
Financial aid includes operating costs (heating, cleaning, electricity, etc.)	YES
Financial aid includes investment costs (buildings and equipment)	-
Comments	Each category of non-governmental schools is associated with a different type of funding.

Indicator 3	
Enrolment Rate (primary education) – Net (%)	99.50% (2020)

Indicator 4	
Enrolment Rate in NGS as percentage of total (primary education) (%)	23.5%

TOTAL Freedom of Education Index	
Rank	Index
16	69,16

Italy		
Total Population	GNI per capita, PPP (current international dollars)	HDI Ranking (Position/score)
59 066 225 (2021)	46 490\$ (2021)	30/0,895 (2022)

Literacy Rate (%)	99.3% (2019)
Enrolment Rate (primary education) – Gross (%)	99.80% (2020)
Enrolment Rate (primary education) – Net (%)	95.80% (2020)
Enrolment Rate (secondary education) – Gross (%)	100.91% (2020)
Enrolment Rate (secondary education) – Net%	93.9% (2020)
Enrolment Rate in NGS as percentage of total (primary education) (%)	6% (2020)
Enrolment Rate in NGS as percentage of total (secondary education) (%)	7.3% (2020)
Public expenditure on education as percentage of total government expenditure (%)	7.5% (2020)
Public expenditure on education as percentage of GDP (%)	4.3% (2020)

Ratification of the ICESCR	Ratification of the optional Protocol to the ICESCR	Ratification of the Convention against Discrimination in Education
YES	YES	YES

Indicator 1	
Points	100
Mention in the Law	YES
Mention in the Constitution	YES
Home-schooling	YES
Comments	Home-schooling parents must demonstrate that they have the technical or financial means to educate their children at home. Home-schooled children have to take state school examinations to acquire official certificates.

Indicator 2	
Points	30
No financial aid	-
Financial aid is low and/or poorly defined	YES
Financial aid includes subsidizing teachers' salaries	-
Financial aid includes operating costs (heating, cleaning, electricity, etc.)	-
Financial aid includes investment costs (buildings and equipment)	-
Comments	Only some non-governmental schools are publicly subsidized. The Ministry of Education only supports "paritaire" schools as long as they follow the same criteria as governmental schools.

Indicator 3	
Enrolment Rate (primary education) – Net (%)	95.80% (2020)

Indicator 4	
Enrolment Rate in NGS as percentage of total (primary education) (%)	6% (2020)

TOTAL Freedom of Education Index	
Rank	Index
62	56,64

Jamaica		
Total Population	GNI per capita, PPP (current international dollars)	HDI Ranking (Position/score)
2 973 462 (2021)	9 720\$ (2021)	110/0,709 (2022)

Literacy Rate (%)	88.1% (2014)
Enrolment Rate (primary education) – Gross (%)	91% (2007)
Enrolment Rate (primary education) – Net (%)	81% (2018)
Enrolment Rate (secondary education) – Gross (%)	92% (2007)
Enrolment Rate (secondary education) – Net%	74% (2018)
Enrolment Rate in NGS as percentage of total (primary education) (%)	9.9% (2021)
Enrolment Rate in NGS as percentage of total (secondary education) (%)	2% (2021)
Public expenditure on education as percentage of total government expenditure (%)	17.3% (2019)
Public expenditure on education as percentage of GDP (%)	6% (2021)

Ratification of the ICESCR	Ratification of the optional Protocol to the ICESCR	Ratification of the Convention against Discrimination in Education
YES	NO	YES

Indicator 1	
Points	90
Mention in the Law	YES
Mention in the Constitution	NO
Home-schooling	YES
Comments	-

Indicator 2	
Points	30
No financial aid	-
Financial aid is low and/or poorly defined	YES
Financial aid includes subsidizing teachers' salaries	-
Financial aid includes operating costs (heating, cleaning, electricity, etc.)	-
Financial aid includes investment costs (buildings and equipment)	-
Comments	-

Indicator 3	
Enrolment Rate (primary education) – Net (%)	81% (2018)

Indicator 4	
Enrolment Rate in NGS as percentage of total (primary education) (%)	9.9% (2021)

TOTAL Freedom of Education Index	
Rank	Index
103	51,12

Japan		
Total Population	GNI per capita, PPP (current international dollars)	HDI Ranking (Position/score)
125 681 593 (2021)	44 570\$ (2021)	19/0,925 (2022)

Literacy Rate (%)	-
Enrolment Rate (primary education) – Gross (%)	97.79% (2019)
Enrolment Rate (primary education) – Net (%)	97.79% (2019)
Enrolment Rate (secondary education) – Gross (%)	100.87% (2019)
Enrolment Rate (secondary education) – Net%	98.3% (2019)
Enrolment Rate in NGS as percentage of total (primary education) (%)	1.2% (2018)
Enrolment Rate in NGS as percentage of total (secondary education) (%)	21.1% (2019)
Public expenditure on education as percentage of total government expenditure (%)	7.3% (2020)
Public expenditure on education as percentage of GDP (%)	3.4% (2020)

Ratification of the ICESCR	Ratification of the optional Protocol to the ICESCR	Ratification of the Convention against Discrimination in Education
YES	NO	NO

Indicator 1	
Points	80
Mention in the Law	YES
Mention in the Constitution	NO
Home-schooling	NO
Comments	Home-schooling is not regulated by the law. Yet, due to the phenomenon called school phobia, home-schooling is a growing phenomenon.

Indicator 2	
Points	30
No financial aid	-
Financial aid is low and/or poorly defined	YES
Financial aid includes subsidizing teachers' salaries	-
Financial aid includes operating costs (heating, cleaning, electricity, etc.)	-
Financial aid includes investment costs (buildings and equipment)	-
Comments	-

Indicator 3	
Enrolment Rate (primary education) – Net (%)	97.79% (2019)

Indicator 4	
Enrolment Rate in NGS as percentage of total (primary education) (%)	1.2% (2018)

TOTAL Freedom of Education Index	
Rank	Index
99	52,17

Jordan		
Total Population	GNI per capita, PPP (current international dollars)	HDI Ranking (Position/score)
10 269 022 (2021)	10 900\$ (2021)	102/0,720 (2022)

Literacy Rate (%)	98.2% (2018)
Enrolment Rate (primary education) – Gross (%)	79.99% (2021)
Enrolment Rate (primary education) – Net (%)	79.54% (2021)
Enrolment Rate (secondary education) – Gross (%)	71.96% (2021)
Enrolment Rate (secondary education) – Net%	71.1% (2021)
Enrolment Rate in NGS as percentage of total (primary education) (%)	29.4% (2021)
Enrolment Rate in NGS as percentage of total (secondary education) (%)	19.5% (2021)
Public expenditure on education as percentage of total government expenditure (%)	9.7% (2021)
Public expenditure on education as percentage of GDP (%)	3.2% (2021)

Ratification of the ICESCR	Ratification of the optional Protocol to the ICESCR	Ratification of the Convention against Discrimination in Education
YES	NO	YES

Indicator 1	
Points	100
Mention in the Law	YES
Mention in the Constitution	YES
Home-schooling	YES
Comments	Homeschooling is regulated by the Ministry of Education under the Programme for Informal Learning for those in state schools. Under this program, home-schooled children follow the same curriculum as those studying in governmental schools. They may further take an exam at the end of each semester to earn credits, whereby upon passing, they are able to proceed to the following grade.

Indicator 2	
Points	30
No financial aid	-
Financial aid is low and/or poorly defined	YES
Financial aid includes subsidizing teachers' salaries	-
Financial aid includes operating costs (heating, cleaning, electricity, etc.)	-
Financial aid includes investment costs (buildings and equipment)	-
Comments	-

Indicator 3	
Enrolment Rate (primary education) – Net (%)	79.54% (2021)

Indicator 4	
Enrolment Rate in NGS as percentage of total (primary education) (%)	29.4% (2021)

TOTAL Freedom of Education Index	
Rank	Index
80	54,73

Kazakhstan		
Total Population	GNI per capita, PPP (current international dollars)	HDI Ranking (Position/score)
19 002 586 (2021)	24 970\$ (2021)	56/0,811 (2022)

Literacy Rate (%)	99.8% (2018)
Enrolment Rate (primary education) – Gross (%)	100.32% (2020)
Enrolment Rate (primary education) – Net (%)	90.39% (2020)
Enrolment Rate (secondary education) – Gross (%)	103.75% (2020)
Enrolment Rate (secondary education) – Net%	97% (2020)
Enrolment Rate in NGS as percentage of total (primary education) (%)	1.6% (2020)
Enrolment Rate in NGS as percentage of total (secondary education) (%)	4.4% (2020)
Public expenditure on education as percentage of total government expenditure (%)	20.3% (2021)
Public expenditure on education as percentage of GDP (%)	2.9% (2019)

Ratification of the ICESCR	Ratification of the optional Protocol to the ICESCR	Ratification of the Convention against Discrimination in Education
YES	ONLY SIGNED	YES

Indicator 1	
Points	90
Mention in the Law	YES
Mention in the Constitution	YES
Home-schooling	NO
Comments	-

Indicator 2	
Points	0
No financial aid	YES
Financial aid is low and/or poorly defined	-
Financial aid includes subsidizing teachers' salaries	-
Financial aid includes operating costs (heating, cleaning, electricity, etc.)	-
Financial aid includes investment costs (buildings and equipment)	-
Comments	-

Indicator 3	
Enrolment Rate (primary education) – Net (%)	90.39% (2020)

Indicator 4	
Enrolment Rate in NGS as percentage of total (primary education) (%)	1.6% (2020)

TOTAL Freedom of Education Index	
Rank	Index
137	45,21

Kenya		
Total Population	GNI per capita, PPP (current international dollars)	HDI Ranking (Position/score)
54 985 702 (2021)	4 950\$ (2021)	152/0,575 (2022)

Literacy Rate (%)	81.5% (2018)
Enrolment Rate (primary education) – Gross (%)	77.32% (2019)
Enrolment Rate (primary education) – Net (%)	80% (2012)
Enrolment Rate (secondary education) – Gross (%)	57% (2009)
Enrolment Rate (secondary education) – Net%	47% (2009)
Enrolment Rate in NGS as percentage of total (primary education) (%)	16% (2014)
Enrolment Rate in NGS as percentage of total (secondary education) (%)	12.7% (2009)
Public expenditure on education as percentage of total government expenditure (%)	18.5% (2019)
Public expenditure on education as percentage of GDP (%)	4.8% (2021)

Ratification of the ICESCR	Ratification of the optional Protocol to the ICESCR	Ratification of the Convention against Discrimination in Education
YES	NO	NO

Indicator 1	
Points	80
Mention in the Law	YES
Mention in the Constitution	NO
Home-schooling	NO
Comments	Home-schooling is not regulated by the law.

Indicator 2	
Points	30
No financial aid	-
Financial aid is low and/or poorly defined	YES
Financial aid includes subsidizing teachers' salaries	-
Financial aid includes operating costs (heating, cleaning, electricity, etc.)	-
Financial aid includes investment costs (buildings and equipment)	-
Comments	<p>In the last years, the government has put in place different public-private partnerships in the field of education to foster the realization of the right to education. This includes public funding for non-governmental schools.</p> <p>At the same time, an increase of low-fee schools can be observed, especially in marginalized communities and slums.</p>

Indicator 3	
Enrolment Rate (primary education) – Net (%)	80% (2012)

Indicator 4	
Enrolment Rate in NGS as percentage of total (primary education) (%)	16% (2014)

TOTAL Freedom of Education Index	
Rank	Index
118	48,82

Kuwait		
Total Population	GNI per capita, PPP (current international dollars)	HDI Ranking (Position/score)
4 328 553 (2021)	59 040\$ (2021)	50/0,831 (2022)

Literacy Rate (%)	96% (2020)
Enrolment Rate (primary education) – Gross (%)	82.58% (2021)
Enrolment Rate (primary education) – Net (%)	80.78% (2021)
Enrolment Rate (secondary education) – Gross (%)	97.3% (2015)
Enrolment Rate (secondary education) – Net%	86.5% (2015)
Enrolment Rate in NGS as percentage of total (primary education) (%)	38.4% (2021)
Enrolment Rate in NGS as percentage of total (secondary education) (%)	35% (2015)
Public expenditure on education as percentage of total government expenditure (%)	11.9% (2020)
Public expenditure on education as percentage of GDP (%)	6.6% (2020)

Ratification of the ICESCR	Ratification of the optional Protocol to the ICESCR	Ratification of the Convention against Discrimination in Education
YES	NO	YES

Indicator 1	
Points	80
Mention in the Law	YES
Mention in the Constitution	NO
Home-schooling	NO
Comments	Currently, school attendance is compulsory. However, a growing movement of families wants to have home-schooling officially recognized and integrated into the educational framework.

Indicator 2	
Points	30
No financial aid	-
Financial aid is low and/or poorly defined	YES
Financial aid includes subsidizing teachers' salaries	-
Financial aid includes operating costs (heating, cleaning, electricity, etc.)	-
Financial aid includes investment costs (buildings and equipment)	-
Comments	Non-governmental schools are not fully funded by the government, although they can be subsidized through funding, the allocation of land for school construction, or the distribution of textbooks.

Indicator 3	
Enrolment Rate (primary education) – Net (%)	80.78% (2021)

Indicator 4	
Enrolment Rate in NGS as percentage of total (primary education) (%)	38.4% (2021)

TOTAL Freedom of Education Index	
Rank	Index
105	50,70

Kyrgyzstan		
Total Population	GNI per capita, PPP (current international dollars)	HDI Ranking (Position/score)
6 694 200 (2021)	4 840\$ (2021)	118/0,692 (2022)

Literacy Rate (%)	99.6% (2019)
Enrolment Rate (primary education) – Gross (%)	99.18% (2021)
Enrolment Rate (primary education) – Net (%)	98.46% (2021)
Enrolment Rate (secondary education) – Gross (%)	100.32% (2021)
Enrolment Rate (secondary education) – Net%	88.7% (2021)
Enrolment Rate in NGS as percentage of total (primary education) (%)	3.1% (2021)
Enrolment Rate in NGS as percentage of total (secondary education) (%)	3.3% (2020)
Public expenditure on education as percentage of total government expenditure (%)	18.8% (2021)
Public expenditure on education as percentage of GDP (%)	6.2% (2020)

Ratification of the ICESCR	Ratification of the optional Protocol to the ICESCR	Ratification of the Convention against Discrimination in Education
YES	NO	YES

Indicator 1	
Points	100
Mention in the Law	YES
Mention in the Constitution	YES
Home-schooling	YES
Comments	-

Indicator 2	
Points	0
No financial aid	YES
Financial aid is low and/or poorly defined	-
Financial aid includes subsidizing teachers' salaries	-
Financial aid includes operating costs (heating, cleaning, electricity, etc.)	-
Financial aid includes investment costs (buildings and equipment)	-
Comments	-

Indicator 3	
Enrolment Rate (primary education) – Net (%)	98.46% (2021)

Indicator 4	
Enrolment Rate in NGS as percentage of total (primary education) (%)	3.1% (2021)

TOTAL Freedom of Education Index	
Rank	Index
112	49,74

Lao People's Democratic Republic

Total Population	GNI per capita, PPP (current international dollars)	HDI Ranking (Position/score)
7 379 358 (2021)	8 150\$ (2021)	140/0,609 (2022)

Literacy Rate (%)	84.7% (2015)
Enrolment Rate (primary education) – Gross (%)	98.45% (2021)
Enrolment Rate (primary education) – Net (%)	92.35% (2021)
Enrolment Rate (secondary education) – Gross (%)	59.80% (2021)
Enrolment Rate (secondary education) – Net%	56.8% (2020)
Enrolment Rate in NGS as percentage of total (primary education) (%)	7.4% (2020)
Enrolment Rate in NGS as percentage of total (secondary education) (%)	3.6% (2020)
Public expenditure on education as percentage of total government expenditure (%)	10.8% (2021)
Public expenditure on education as percentage of GDP (%)	2.3% (2020)

Ratification of the ICESCR	Ratification of the optional Protocol to the ICESCR	Ratification of the Convention against Discrimination in Education
YES	NO	NO

Indicator 1	
Points	80
Mention in the Law	YES
Mention in the Constitution	NO
Home-schooling	NO
Comments	-

Indicator 2	
Points	30
No financial aid	-
Financial aid is low and/or poorly defined	YES
Financial aid includes subsidizing teachers' salaries	-
Financial aid includes operating costs (heating, cleaning, electricity, etc.)	-
Financial aid includes investment costs (buildings and equipment)	-
Comments	<p>Buddhist monk schools play an important role in the educational system. On one hand, there are Buddhist monk schools that are faith-based, non-state institutions that provide monastic education and focus on the teachings of the Buddhist Dhamma. On the other hand, there are Pali schools, a subset of monk schools, that provide secular education within temple compounds taught by formally qualified monks. Some of these schools also offer Buddhist instruction, and certain students receive additional religious instruction outside of regular school hours. Both, these institutions are recognized by the government and supported with infrastructure, funding and staffing assistance.</p>

Indicator 3	
Enrolment Rate (primary education) – Net (%)	92.35% (2021)

Indicator 4	
Enrolment Rate in NGS as percentage of total (primary education) (%)	7.4% (2020)

TOTAL Freedom of Education Index	
Rank	Index
102	51,27

Latvia		
Total Population	GNI per capita, PPP (current international dollars)	HDI Ranking (Position/score)
1 883 162 (2021)	33 790\$ (2021)	39/0,863 (2022)

Literacy Rate (%)	99.9% (2018)
Enrolment Rate (primary education) – Gross (%)	99.83% (2020)
Enrolment Rate (primary education) – Net (%)	98.70% (2020)
Enrolment Rate (secondary education) – Gross (%)	105.96% (2020)
Enrolment Rate (secondary education) – Net%	93.1% (2020)
Enrolment Rate in NGS as percentage of total (primary education) (%)	2.8% (2020)
Enrolment Rate in NGS as percentage of total (secondary education) (%)	4.6% (2020)
Public expenditure on education as percentage of total government expenditure (%)	13.8% (2020)
Public expenditure on education as percentage of GDP (%)	6% (2020)

Ratification of the ICESCR	Ratification of the optional Protocol to the ICESCR	Ratification of the Convention against Discrimination in Education
YES	NO	YES

Indicator 1	
Points	80
Mention in the Law	YES
Mention in the Constitution	NO
Home-schooling	NO
Comments	-

Indicator 2	
Points	60
No financial aid	-
Financial aid is low and/or poorly defined	-
Financial aid includes subsidizing teachers' salaries	YES
Financial aid includes operating costs (heating, cleaning, electricity, etc.)	-
Financial aid includes investment costs (buildings and equipment)	-
Comments	-

Indicator 3	
Enrolment Rate (primary education) – Net (%)	98.70% (2020)

Indicator 4	
Enrolment Rate in NGS as percentage of total (primary education) (%)	2.8% (2020)

TOTAL Freedom of Education Index	
Rank	Index
48	60,25

Lebanon		
Total Population	GNI per capita, PPP (current international dollars)	HDI Ranking (Position/score)
6 769 151 (2021)	10 360\$ (2021)	112/0,706 (2022)

Literacy Rate (%)	95.3% (2019)
Enrolment Rate (primary education) – Gross (%)	95% (1985)
Enrolment Rate (primary education) – Net (%)	98% (1974)
Enrolment Rate (secondary education) – Gross (%)	61% (1985)
Enrolment Rate (secondary education) – Net%	-
Enrolment Rate in NGS as percentage of total (primary education) (%)	68% (2021)
Enrolment Rate in NGS as percentage of total (secondary education) (%)	53.8% (2021)
Public expenditure on education as percentage of total government expenditure (%)	9.9% (2020)
Public expenditure on education as percentage of GDP (%)	1.7% (2020)

Ratification of the ICESCR	Ratification of the optional Protocol to the ICESCR	Ratification of the Convention against Discrimination in Education
YES	NO	YES

Indicator 1	
Points	90
Mention in the Law	YES
Mention in the Constitution	YES
Home-schooling	NO
Comments	Home-schooling is not regulated by the law.

Indicator 2	
Points	60
No financial aid	-
Financial aid is low and/or poorly defined	-
Financial aid includes subsidizing teachers' salaries	YES
Financial aid includes operating costs (heating, cleaning, electricity, etc.)	-
Financial aid includes investment costs (buildings and equipment)	-
Comments	<p>The non-governmental school sector includes fee-paying independent private and international schools, religious schools, low-fee private schools, and UNRWA schools (refugee students from Palestine and Syria).</p> <p>Free or "low-cost" private schools, which are predominantly owned by religious institutions, are subsidized or funded by the state. These schools are subject to additional regulations. Many are located in rural areas and serve poor families as an alternative to the state school system.</p>

Indicator 3	
Enrolment Rate (primary education) – Net (%)	98% (1974)

Indicator 4	
Enrolment Rate in NGS as percentage of total (primary education) (%)	68% (2021)

TOTAL Freedom of Education Index	
Rank	Index
8	72,38

Liberia		
Total Population	GNI per capita, PPP (current international dollars)	HDI Ranking (Position/score)
5 180 208 (2021)	1 460\$ (2021)	178/0,481 (2022)

Literacy Rate (%)	48.3% (2017)
Enrolment Rate (primary education) – Gross (%)	77.46% (2020)
Enrolment Rate (primary education) – Net (%)	73.15% (2020)
Enrolment Rate (secondary education) – Gross (%)	39.70% (2020)
Enrolment Rate (secondary education) – Net%	16.9% (2020)
Enrolment Rate in NGS as percentage of total (primary education) (%)	49.6% (2020)
Enrolment Rate in NGS as percentage of total (secondary education) (%)	68.4% (2020)
Public expenditure on education as percentage of total government expenditure (%)	6.9% (2021)
Public expenditure on education as percentage of GDP (%)	2.7% (2021)

Ratification of the ICESCR	Ratification of the optional Protocol to the ICESCR	Ratification of the Convention against Discrimination in Education
YES	NO	YES

Indicator 1	
Points	80
Mention in the Law	YES
Mention in the Constitution	NO
Home-schooling	NO
Comments	-

Indicator 2	
Points	0
No financial aid	YES
Financial aid is low and/or poorly defined	-
Financial aid includes subsidizing teachers' salaries	-
Financial aid includes operating costs (heating, cleaning, electricity, etc.)	-
Financial aid includes investment costs (buildings and equipment)	-
Comments	Most non-governmental schools in Liberia are for-profit enterprises funded primarily by school fees and donations.

Indicator 3	
Enrolment Rate (primary education) – Net (%)	73.15% (2020)

Indicator 4	
Enrolment Rate in NGS as percentage of total (primary education) (%)	49.6% (2020)

TOTAL Freedom of Education Index	
Rank	Index
149	38,38

Libya		
Total Population	GNI per capita, PPP (current international dollars)	HDI Ranking (Position/score)
6 958 538 (2021)	23 550\$ (2021)	104/0,718 (2022)

Literacy Rate (%)	86.1% (2004)
Enrolment Rate (primary education) – Gross (%)	109% (2006)
Enrolment Rate (primary education) – Net (%)	98% (1983)
Enrolment Rate (secondary education) – Gross (%)	98% (2006)
Enrolment Rate (secondary education) – Net%	58% (1983)
Enrolment Rate in NGS as percentage of total (primary education) (%)	4.7% (2006)
Enrolment Rate in NGS as percentage of total (secondary education) (%)	2.2% (2006)
Public expenditure on education as percentage of total government expenditure (%)	8.1% (1999)
Public expenditure on education as percentage of GDP (%)	2.3% (1999)

Ratification of the ICESCR	Ratification of the optional Protocol to the ICESCR	Ratification of the Convention against Discrimination in Education
YES	NO	YES

Indicator 1	
Points	100
Mention in the Law	YES
Mention in the Constitution	YES
Home-schooling	YES
Comments	At the end of each school year, home-schooled children must take an exam at a public school in their district to qualify for transfer to the next school year.

Indicator 2	
Points	0
No financial aid	-
Financial aid is low and/or poorly defined	-
Financial aid includes subsidizing teachers' salaries	-
Financial aid includes operating costs (heating, cleaning, electricity, etc.)	-
Financial aid includes investment costs (buildings and equipment)	-
Comments	In 2020, 8% of government and 14% of non-government schools were not operational because their buildings or physical infrastructure had been damaged due to armed conflict or because they were being used as shelters for internally displaced persons in need of emergency shelter.

Indicator 3	
Enrolment Rate (primary education) – Net (%)	98% (1983)

Indicator 4	
Enrolment Rate in NGS as percentage of total (primary education) (%)	4.7% (2006)

TOTAL Freedom of Education Index	
Rank	Index
113	49,62

Lithuania		
Total Population	GNI per capita, PPP (current international dollars)	HDI Ranking (Position/score)
2 795 321 (2021)	41 250\$ (2021)	36/0,875 (2022)

Literacy Rate (%)	99.8% (2011)
Enrolment Rate (primary education) – Gross (%)	102.76% (2020)
Enrolment Rate (primary education) – Net (%)	99.89% (2020)
Enrolment Rate (secondary education) – Gross (%)	108.73% (2020)
Enrolment Rate (secondary education) – Net%	99.8% (2020)
Enrolment Rate in NGS as percentage of total (primary education) (%)	4.7% (2020)
Enrolment Rate in NGS as percentage of total (secondary education) (%)	4.2% (2020)
Public expenditure on education as percentage of total government expenditure (%)	12% (2020)
Public expenditure on education as percentage of GDP (%)	4% (2019)

Ratification of the ICESCR	Ratification of the optional Protocol to the ICESCR	Ratification of the Convention against Discrimination in Education
YES	NO	NO

Indicator 1	
Points	100
Mention in the Law	YES
Mention in the Constitution	YES
Home-schooling	YES
Comments	-

Indicator 2	
Points	70
No financial aid	-
Financial aid is low and/or poorly defined	-
Financial aid includes subsidizing teachers' salaries	YES
Financial aid includes operating costs (heating, cleaning, electricity, etc.)	YES
Financial aid includes investment costs (buildings and equipment)	-
Comments	-

Indicator 3	
Enrolment Rate (primary education) – Net (%)	99.89% (2020)

Indicator 4	
Enrolment Rate in NGS as percentage of total (primary education) (%)	4.7% (2020)

TOTAL Freedom of Education Index	
Rank	Index
20	68,47

Luxembourg		
Total Population	GNI per capita, PPP (current international dollars)	HDI Ranking (Position/score)
639 070 (2021)	83 230\$ (2021)	17/0,930 (2022)

Literacy Rate (%)	-
Enrolment Rate (primary education) – Gross (%)	105.65% (2020)
Enrolment Rate (primary education) – Net (%)	99.32% (2020)
Enrolment Rate (secondary education) – Gross (%)	107.18% (2020)
Enrolment Rate (secondary education) – Net%	86.2% (2020)
Enrolment Rate in NGS as percentage of total (primary education) (%)	12% (2020)
Enrolment Rate in NGS as percentage of total (secondary education) (%)	19.4% (2020)
Public expenditure on education as percentage of total government expenditure (%)	10.6% (2020)
Public expenditure on education as percentage of GDP (%)	5% (2020)

Ratification of the ICESCR	Ratification of the optional Protocol to the ICESCR	Ratification of the Convention against Discrimination in Education
YES	YES	YES

Indicator 1	
Points	90
Mention in the Law	YES
Mention in the Constitution	NO
Home-schooling	YES
Comments	-

Indicator 2	
Points	70
No financial aid	-
Financial aid is low and/or poorly defined	-
Financial aid includes subsidizing teachers' salaries	YES
Financial aid includes operating costs (heating, cleaning, electricity, etc.)	YES
Financial aid includes investment costs (buildings and equipment)	-
Comments	-

Indicator 3	
Enrolment Rate (primary education) – Net (%)	99.32% (2020)

Indicator 4	
Enrolment Rate in NGS as percentage of total (primary education) (%)	12% (2020)

TOTAL Freedom of Education Index	
Rank	Index
24	67,10

Madagascar		
Total Population	GNI per capita, PPP (current international dollars)	HDI Ranking (Position/score)
28 427 333 (2021)	1 600\$ (2021)	173/0,501 (2022)

Literacy Rate (%)	76.7% (2018)
Enrolment Rate (primary education) – Gross (%)	134.06% (2019)
Enrolment Rate (primary education) – Net (%)	97.68% (2019)
Enrolment Rate (secondary education) – Gross (%)	34,60% (2019)
Enrolment Rate (secondary education) – Net%	27.5% (2019)
Enrolment Rate in NGS as percentage of total (primary education) (%)	20.9% (2019)
Enrolment Rate in NGS as percentage of total (secondary education) (%)	43.1% (2019)
Public expenditure on education as percentage of total government expenditure (%)	15.5% (2021)
Public expenditure on education as percentage of GDP (%)	3.1% (2020)

Ratification of the ICESCR	Ratification of the optional Protocol to the ICESCR	Ratification of the Convention against Discrimination in Education
YES	ONLY SIGNED	YES

Indicator 1	
Points	90
Mention in the Law	YES
Mention in the Constitution	NO
Home-schooling	YES
Comments	Home-schooling is not regulated by the law, yet it seems possible. For example, it is possible to register as an independent candidate with the regional examination centers.

Indicator 2	
Points	0
No financial aid	YES
Financial aid is low and/or poorly defined	-
Financial aid includes subsidizing teachers' salaries	-
Financial aid includes operating costs (heating, cleaning, electricity, etc.)	-
Financial aid includes investment costs (buildings and equipment)	-
Comments	-

Indicator 3	
Enrolment Rate (primary education) – Net (%)	97.68% (2019)

Indicator 4	
Enrolment Rate in NGS as percentage of total (primary education) (%)	20.9% (2019)

TOTAL Freedom of Education Index	
Rank	Index
131	47,04

Malawi		
Total Population	GNI per capita, PPP (current international dollars)	HDI Ranking (Position/score)
19 647 681 (2021)	1 630\$ (2021)	169/0,512 (2022)

Literacy Rate (%)	62.1% (2015)
Enrolment Rate (primary education) – Gross (%)	144.81% (2019)
Enrolment Rate (primary education) – Net (%)	98.14% (2019)
Enrolment Rate (secondary education) – Gross (%)	37,08% (2019)
Enrolment Rate (secondary education) – Net%	31.1% (2019)
Enrolment Rate in NGS as percentage of total (primary education) (%)	2.1% (2017)
Enrolment Rate in NGS as percentage of total (secondary education) (%)	10.2% (2018)
Public expenditure on education as percentage of total government expenditure (%)	11.5% (2020)
Public expenditure on education as percentage of GDP (%)	2.9% (2020)

Ratification of the ICESCR	Ratification of the optional Protocol to the ICESCR	Ratification of the Convention against Discrimination in Education
YES	NO	NO

Indicator 1	
Points	80
Mention in the Law	YES
Mention in the Constitution	YES
Home-schooling	NO
Comments	-

Indicator 2	
Points	70
No financial aid	-
Financial aid is low and/or poorly defined	-
Financial aid includes subsidizing teachers' salaries	YES
Financial aid includes operating costs (heating, cleaning, electricity, etc.)	YES
Financial aid includes investment costs (buildings and equipment)	-
Comments	State-aided non-governmental schools are owned by faith-based organizations. They operate under funding, management, and regulation mechanisms similar to those of government schools, such as those governing student enrollment, teacher recruitment, deployment, and payment, supervision and inspection, and provision of instructional materials.

Indicator 3	
Enrolment Rate (primary education) – Net (%)	98.14% (2019)

Indicator 4	
Enrolment Rate in NGS as percentage of total (primary education) (%)	2.1% (2017)

TOTAL Freedom of Education Index	
Rank	Index
45	62,56

Malaysia		
Total Population	GNI per capita, PPP (current international dollars)	HDI Ranking (Position/score)
32 776 195 (2021)	28 730\$ (2021)	62/0,803 (2022)

Literacy Rate (%)	95% (2019)
Enrolment Rate (primary education) – Gross (%)	103.91% (2020)
Enrolment Rate (primary education) – Net (%)	98.40% (2020)
Enrolment Rate (secondary education) – Gross (%)	84,40% (2021)
Enrolment Rate (secondary education) – Net%	73.6% (2020)
Enrolment Rate in NGS as percentage of total (primary education) (%)	7.8% (2020)
Enrolment Rate in NGS as percentage of total (secondary education) (%)	9.4% (2021)
Public expenditure on education as percentage of total government expenditure (%)	16.4% (2021)
Public expenditure on education as percentage of GDP (%)	3.9% (2020)

Ratification of the ICESCR	Ratification of the optional Protocol to the ICESCR	Ratification of the Convention against Discrimination in Education
NO	NO	NO

Indicator 1	
Points	100
Mention in the Law	YES
Mention in the Constitution	YES
Home-schooling	YES
Comments	-

Indicator 2	
Points	30
No financial aid	YES
Financial aid is low and/or poorly defined	-
Financial aid includes subsidizing teachers' salaries	-
Financial aid includes operating costs (heating, cleaning, electricity, etc.)	-
Financial aid includes investment costs (buildings and equipment)	-
Comments	-

Indicator 3	
Enrolment Rate (primary education) – Net (%)	98.40% (2020)

Indicator 4	
Enrolment Rate in NGS as percentage of total (primary education) (%)	7.8% (2020)

TOTAL Freedom of Education Index	
Rank	Index
55	57,83

Mali		
Total Population	GNI per capita, PPP (current international dollars)	HDI Ranking (Position/score)
20 855 724 (2021)	2 370\$ (2021)	186/0,428 (2022)

Literacy Rate (%)	31% (2020)
Enrolment Rate (primary education) – Gross (%)	78.69% (2020)
Enrolment Rate (primary education) – Net (%)	59.01% (2018)
Enrolment Rate (secondary education) – Gross (%)	37,29% (2020)
Enrolment Rate (secondary education) – Net%	29.9% (2018)
Enrolment Rate in NGS as percentage of total (primary education) (%)	39.9% (2018)
Enrolment Rate in NGS as percentage of total (secondary education) (%)	43.8% (2018)
Public expenditure on education as percentage of total government expenditure (%)	16% (2021)
Public expenditure on education as percentage of GDP (%)	4.4% (2021)

Ratification of the ICESCR	Ratification of the optional Protocol to the ICESCR	Ratification of the Convention against Discrimination in Education
YES	ONLY SIGNED	YES

Indicator 1	
Points	90
Mention in the Law	YES
Mention in the Constitution	YES
Home-schooling	NO
Comments	Although home-schooling is not regulated by law, children, including refugees, are learning at home due to the conflict and war in the country.

Indicator 2	
Points	30
No financial aid	-
Financial aid is low and/or poorly defined	YES
Financial aid includes subsidizing teachers' salaries	-
Financial aid includes operating costs (heating, cleaning, electricity, etc.)	-
Financial aid includes investment costs (buildings and equipment)	-
Comments	-

Indicator 3	
Enrolment Rate (primary education) – Net (%)	59.01% (2018)

Indicator 4	
Enrolment Rate in NGS as percentage of total (primary education) (%)	39.9% (2018)

TOTAL Freedom of Education Index	
Rank	Index
122	47,87

Malta		
Total Population	GNI per capita, PPP (current international dollars)	HDI Ranking (Position/score)
516 869 (2021)	44 550\$ (2021)	23/0,918 (2022)

Literacy Rate (%)	95% (2018)
Enrolment Rate (primary education) – Gross (%)	106.63% (2020)
Enrolment Rate (primary education) – Net (%)	99.83% (2020)
Enrolment Rate (secondary education) – Gross (%)	109,68% (2020)
Enrolment Rate (secondary education) – Net%	99% (2020)
Enrolment Rate in NGS as percentage of total (primary education) (%)	42% (2020)
Enrolment Rate in NGS as percentage of total (secondary education) (%)	36.9% (2020)
Public expenditure on education as percentage of total government expenditure (%)	12.8% (2020)
Public expenditure on education as percentage of GDP (%)	5.9% (2020)

Ratification of the ICESCR	Ratification of the optional Protocol to the ICESCR	Ratification of the Convention against Discrimination in Education
YES	NO	YES

Indicator 1	
Points	90
Mention in the Law	YES
Mention in the Constitution	NO
Home-schooling	YES
Comments	-

Indicator 2	
Points	70
No financial aid	-
Financial aid is low and/or poorly defined	-
Financial aid includes subsidizing teachers' salaries	YES
Financial aid includes operating costs (heating, cleaning, electricity, etc.)	YES
Financial aid includes investment costs (buildings and equipment)	-
Comments	Only teachers' salaries in Catholic schools are funded by the government. The other non-governmental schools may receive of tax breaks.

Indicator 3	
Enrolment Rate (primary education) – Net (%)	99.83% (2020)

Indicator 4	
Enrolment Rate in NGS as percentage of total (primary education) (%)	42% (2020)

TOTAL Freedom of Education Index	
Rank	Index
7	72,49

Mauritania		
Total Population	GNI per capita, PPP (current international dollars)	HDI Ranking (Position/score)
4 775 110 (2021)	5 530\$ (2021)	158/0,556 (2022)

Literacy Rate (%)	53.5% (2017)
Enrolment Rate (primary education) – Gross (%)	94.31% (2020)
Enrolment Rate (primary education) – Net (%)	76.86% (2019)
Enrolment Rate (secondary education) – Gross (%)	38,19% (2020)
Enrolment Rate (secondary education) – Net%	33.5% (2020)
Enrolment Rate in NGS as percentage of total (primary education) (%)	16% (2019)
Enrolment Rate in NGS as percentage of total (secondary education) (%)	26% (2019)
Public expenditure on education as percentage of total government expenditure (%)	10.5% (2021)
Public expenditure on education as percentage of GDP (%)	1.9% (2020)

Ratification of the ICESCR	Ratification of the optional Protocol to the ICESCR	Ratification of the Convention against Discrimination in Education
YES	NO	NO

Indicator 1	
Points	80
Mention in the Law	YES
Mention in the Constitution	NO
Home-schooling	NO
Comments	Home-schooling is not regulated by the law.

Indicator 2	
Points	30
No financial aid	-
Financial aid is low and/or poorly defined	YES
Financial aid includes subsidizing teachers' salaries	-
Financial aid includes operating costs (heating, cleaning, electricity, etc.)	-
Financial aid includes investment costs (buildings and equipment)	-
Comments	-

Indicator 3	
Enrolment Rate (primary education) – Net (%)	76.86% (2019)

Indicator 4	
Enrolment Rate in NGS as percentage of total (primary education) (%)	16% (2019)

TOTAL Freedom of Education Index	
Rank	Index
121	48,04

Mauritius		
Total Population	GNI per capita, PPP (current international dollars)	HDI Ranking (Position/score)
1 266 060 (2021)	25 530 \$ (2021)	63/0,802 (2022)

Literacy Rate (%)	93.2% (2016)
Enrolment Rate (primary education) – Gross (%)	98.40% (2021)
Enrolment Rate (primary education) – Net (%)	99.67% (2021)
Enrolment Rate (secondary education) – Gross (%)	93,73% (2021)
Enrolment Rate (secondary education) - Net%	83.4% (2021)
Enrolment Rate in NGS as percentage of total (primary education) (%)	36.9% (2021)
Enrolment Rate in NGS as percentage of total (secondary education) (%)	58% (2019)
Public expenditure on education as percentage of total government expenditure (%)	14.3% (2021)
Public expenditure on education as percentage of GDP (%)	4.9% (2021)

Ratification of the ICESCR	Ratification of the optional Protocol to the ICESCR	Ratification of the Convention against Discrimination in Education
YES	NO	YES

Indicator 1	
Points	90
Mention in the Law	YES
Mention in the Constitution	YES
Home-schooling	NO
Comments	-

Indicator 2	
Points	70
No financial aid	-
Financial aid is low and/or poorly defined	-
Financial aid includes subsidizing teachers' salaries	YES
Financial aid includes operating costs (heating, cleaning, electricity, etc.)	YES
Financial aid includes investment costs (buildings and equipment)	-
Comments	-

Indicator 3	
Enrolment Rate (primary education) – Net (%)	99.67% (2021)

Indicator 4	
Enrolment Rate in NGS as percentage of total (primary education) (%)	36.9% (2021)

TOTAL Freedom of Education Index	
Rank	Index
10	71,55

Mexico		
Total Population	GNI per capita, PPP (current international dollars)	HDI Ranking (Position/score)
130 262 220 (2021)	19 540\$ (2021)	86/0,758 (2022)

Literacy Rate (%)	95% (2020)
Enrolment Rate (primary education) – Gross (%)	103.69% (2020)
Enrolment Rate (primary education) – Net (%)	99.22% (2020)
Enrolment Rate (secondary education) – Gross (%)	101,84% (2020)
Enrolment Rate (secondary education) – Net%	79.6% (2020)
Enrolment Rate in NGS as percentage of total (primary education) (%)	9.9% (2020)
Enrolment Rate in NGS as percentage of total (secondary education) (%)	13.3% (2018)
Public expenditure on education as percentage of total government expenditure (%)	16.6% (2018)
Public expenditure on education as percentage of GDP (%)	4.3% (2018)

Ratification of the ICESCR	Ratification of the optional Protocol to the ICESCR	Ratification of the Convention against Discrimination in Education
YES	NO	NO

Indicator 1	
Points	100
Mention in the Law	YES
Mention in the Constitution	YES
Home-schooling	YES
Comments	-

Indicator 2	
Points	0
No financial aid	YES
Financial aid is low and/or poorly defined	-
Financial aid includes subsidizing teachers' salaries	-
Financial aid includes operating costs (heating, cleaning, electricity, etc.)	-
Financial aid includes investment costs (buildings and equipment)	-
Comments	-

Indicator 3	
Enrolment Rate (primary education) – Net (%)	99.22% (2020)

Indicator 4	
Enrolment Rate in NGS as percentage of total (primary education) (%)	9.9% (2020)

TOTAL Freedom of Education Index	
Rank	Index
110	49,93

Mongolia		
Total Population	GNI per capita, PPP (current international dollars)	HDI Ranking (Position/score)
3 329 282 (2021)	11 090\$ (2021)	36/0,739 (2022)

Literacy Rate (%)	99% (2020)
Enrolment Rate (primary education) – Gross (%)	102.38% (2021)
Enrolment Rate (primary education) – Net (%)	99.26% (2021)
Enrolment Rate (secondary education) – Gross (%)	103,26% (2021)
Enrolment Rate (secondary education) – Net%	85.7% (2019)
Enrolment Rate in NGS as percentage of total (primary education) (%)	6.4% (2019)
Enrolment Rate in NGS as percentage of total (secondary education) (%)	9.5% (2019)
Public expenditure on education as percentage of total government expenditure (%)	19.4% (2021)
Public expenditure on education as percentage of GDP (%)	4.7% (2020)

Ratification of the ICESCR	Ratification of the optional Protocol to the ICESCR	Ratification of the Convention against Discrimination in Education
YES	YES	YES

Indicator 1	
Points	100
Mention in the Law	YES
Mention in the Constitution	YES
Home-schooling	YES
Comments	-

Indicator 2	
Points	30
No financial aid	-
Financial aid is low and/or poorly defined	YES
Financial aid includes subsidizing teachers' salaries	-
Financial aid includes operating costs (heating, cleaning, electricity, etc.)	-
Financial aid includes investment costs (buildings and equipment)	-
Comments	-

Indicator 3	
Enrolment Rate (primary education) – Net (%)	99.26% (2021)

Indicator 4	
Enrolment Rate in NGS as percentage of total (primary education) (%)	6.4% (2019)

TOTAL Freedom of Education Index	
Rank	Index
53	57,94

Montenegro		
Total Population	GNI per capita, PPP (current international dollars)	HDI Ranking (Position/score)
620 173 (2021)	23 280\$ (2021)	49/0,832 (2022)

Literacy Rate (%)	98.8% (2018)
Enrolment Rate (primary education) – Gross (%)	102.25% (2021)
Enrolment Rate (primary education) – Net (%)	99.51% (2021)
Enrolment Rate (secondary education) – Gross (%)	91,05% (2021)
Enrolment Rate (secondary education) – Net%	90.1% (2021)
Enrolment Rate in NGS as percentage of total (primary education) (%)	0.5% (2021)
Enrolment Rate in NGS as percentage of total (secondary education) (%)	0.5% (2021)
Public expenditure on education as percentage of total government expenditure (%)	-
Public expenditure on education as percentage of GDP (%)	-

Ratification of the ICESCR	Ratification of the optional Protocol to the ICESCR	Ratification of the Convention against Discrimination in Education
YES	YES	YES

Indicator 1	
Points	100
Mention in the Law	YES
Mention in the Constitution	YES
Home-schooling	YES
Comments	Parents may home-school their child but are required to enroll the child in a school and follow the school's curriculum. The school is obliged to organize an assessment of the student's knowledge in all subjects of the grade level at the end of the school year.

Indicator 2	
Points	70
No financial aid	-
Financial aid is low and/or poorly defined	-
Financial aid includes subsidizing teachers' salaries	YES
Financial aid includes operating costs (heating, cleaning, electricity, etc.)	YES
Financial aid includes investment costs (buildings and equipment)	-
Comments	-

Indicator 3	
Enrolment Rate (primary education) – Net (%)	99.51% (2021)

Indicator 4	
Enrolment Rate in NGS as percentage of total (primary education) (%)	0.5% (2021)

TOTAL Freedom of Education Index	
Rank	Index
23	67,63

Morocco		
Total Population	GNI per capita, PPP (current international dollars)	HDI Ranking (Position/score)
37 344 787 (2021)	8 020\$ (2021)	123/0,683 (2022)

Literacy Rate (%)	73.8% (2018)
Enrolment Rate (primary education) – Gross (%)	113.37% (2021)
Enrolment Rate (primary education) – Net (%)	99.64% (2021)
Enrolment Rate (secondary education) – Gross (%)	83,73% (2021)
Enrolment Rate (secondary education) – Net%	71.4% (2021)
Enrolment Rate in NGS as percentage of total (primary education) (%)	16.2% (2021)
Enrolment Rate in NGS as percentage of total (secondary education) (%)	10.6% (2021)
Public expenditure on education as percentage of total government expenditure (%)	16.9% (2021)
Public expenditure on education as percentage of GDP (%)	6.8% (2020)

Ratification of the ICESCR	Ratification of the optional Protocol to the ICESCR	Ratification of the Convention against Discrimination in Education
YES	NO	YES

Indicator 1	
Points	90
Mention in the Law	YES
Mention in the Constitution	NO
Home-schooling	YES
Comments	-

Indicator 2	
Points	30
No financial aid	-
Financial aid is low and/or poorly defined	YES
Financial aid includes subsidizing teachers' salaries	-
Financial aid includes operating costs (heating, cleaning, electricity, etc.)	-
Financial aid includes investment costs (buildings and equipment)	-
Comments	The criteria for non-governmental schools to receive public funding are not clear and depend on the resources available by public authorities. Non-governmental schools in rural or underdeveloped urban areas will have priority.

Indicator 3	
Enrolment Rate (primary education) – Net (%)	99.64% (2021)

Indicator 4	
Enrolment Rate in NGS as percentage of total (primary education) (%)	16.2% (2021)

TOTAL Freedom of Education Index	
Rank	Index
65	56,27

Mozambique		
Total Population	GNI per capita, PPP (current international dollars)	HDI Ranking (Position/score)
32 163 045 (2021)	1 310\$ (2021)	185/0,446 (2022)

Literacy Rate (%)	60.7% (2017)
Enrolment Rate (primary education) – Gross (%)	118.42% (2020)
Enrolment Rate (primary education) – Net (%)	99.13% (2020)
Enrolment Rate (secondary education) – Gross (%)	39,02% (2020)
Enrolment Rate (secondary education) – Net%	19.3% (2015)
Enrolment Rate in NGS as percentage of total (primary education) (%)	2% (2020)
Enrolment Rate in NGS as percentage of total (secondary education) (%)	13.3% (2017)
Public expenditure on education as percentage of total government expenditure (%)	18.8% (2021)
Public expenditure on education as percentage of GDP (%)	6.3% (2020)

Ratification of the ICESCR	Ratification of the optional Protocol to the ICESCR	Ratification of the Convention against Discrimination in Education
NO	NO	NO

Indicator 1	
Points	90
Mention in the Law	YES
Mention in the Constitution	YES
Home-schooling	NO
Comments	-

Indicator 2	
Points	30
No financial aid	-
Financial aid is low and/or poorly defined	YES
Financial aid includes subsidizing teachers' salaries	-
Financial aid includes operating costs (heating, cleaning, electricity, etc.)	-
Financial aid includes investment costs (buildings and equipment)	-
Comments	Only community schools (a small percentage of non-governmental schools) receive funding.

Indicator 3	
Enrolment Rate (primary education) – Net (%)	99.13% (2020)

Indicator 4	
Enrolment Rate in NGS as percentage of total (primary education) (%)	2% (2020)

TOTAL Freedom of Education Index	
Rank	Index
76	55,07

Myanmar		
Total Population	GNI per capita, PPP (current international dollars)	HDI Ranking (Position/score)
54 806 014 (2021)	4 230\$ (2021)	149/0,585 (2022)

Literacy Rate (%)	89.1% (2019)
Enrolment Rate (primary education) – Gross (%)	112.31% (2018)
Enrolment Rate (primary education) – Net (%)	98.05% (2018)
Enrolment Rate (secondary education) – Gross (%)	68,44% (2018)
Enrolment Rate (secondary education) – Net%	64.1% (2018)
Enrolment Rate in NGS as percentage of total (primary education) (%)	4.9% (2018)
Enrolment Rate in NGS as percentage of total (secondary education) (%)	5.6% (2018)
Public expenditure on education as percentage of total government expenditure (%)	10.6% (2019)
Public expenditure on education as percentage of GDP (%)	2.1% (2019)

Ratification of the ICESCR	Ratification of the optional Protocol to the ICESCR	Ratification of the Convention against Discrimination in Education
YES	NO	NO

Indicator 1	
Points	90
Mention in the Law	YES
Mention in the Constitution	NO
Home-schooling	YES
Comments	Due to the political tensions, different educational facilities in the last years were occupied by military personnel aggravating the learning crisis.

Indicator 2	
Points	30
No financial aid	-
Financial aid is low and/or poorly defined	YES
Financial aid includes subsidizing teachers' salaries	-
Financial aid includes operating costs (heating, cleaning, electricity, etc.)	-
Financial aid includes investment costs (buildings and equipment)	-
Comments	Only certain non-governmental schools, such as monastic schools, can receive funding.

Indicator 3	
Enrolment Rate (primary education) – Net (%)	98.05% (2018)

Indicator 4	
Enrolment Rate in NGS as percentage of total (primary education) (%)	4.9% (2018)

TOTAL Freedom of Education Index	
Rank	Index
78	55,02

Namibia		
Total Population	GNI per capita, PPP (current international dollars)	HDI Ranking (Position/score)
2 587 344 (2021)	9 650\$ (2021)	139/0,615 (2022)

Literacy Rate (%)	91.5% (2018)
Enrolment Rate (primary education) – Gross (%)	125.70% (2021)
Enrolment Rate (primary education) – Net (%)	98.59% (2021)
Enrolment Rate (secondary education) – Gross (%)	66% (2007)
Enrolment Rate (secondary education) – Net%	52% (2007)
Enrolment Rate in NGS as percentage of total (primary education) (%)	5.9% (2018)
Enrolment Rate in NGS as percentage of total (secondary education) (%)	4.4% (2002)
Public expenditure on education as percentage of total government expenditure (%)	24.8% (2021)
Public expenditure on education as percentage of GDP (%)	9.6% (2021)

Ratification of the ICESCR	Ratification of the optional Protocol to the ICESCR	Ratification of the Convention against Discrimination in Education
YES	NO	NO

Indicator 1	
Points	100
Mention in the Law	YES
Mention in the Constitution	YES
Home-schooling	YES
Comments	-

Indicator 2	
Points	30
No financial aid	-
Financial aid is low and/or poorly defined	YES
Financial aid includes subsidizing teachers' salaries	-
Financial aid includes operating costs (heating, cleaning, electricity, etc.)	-
Financial aid includes investment costs (buildings and equipment)	-
Comments	-

Indicator 3	
Enrolment Rate (primary education) – Net (%)	98.59% (2021)

Indicator 4	
Enrolment Rate in NGS as percentage of total (primary education) (%)	5.9% (2018)

TOTAL Freedom of Education Index	
Rank	Index
57	57,73

Nepal		
Total Population	GNI per capita, PPP (current international dollars)	HDI Ranking (Position/score)
29 674 920 (2021)	4 280\$ (2021)	143/0,602 (2022)

Literacy Rate (%)	67.9% (2018)
Enrolment Rate (primary education) – Gross (%)	127.36% (2022)
Enrolment Rate (primary education) – Net (%)	97.64% (2022)
Enrolment Rate (secondary education) – Gross (%)	85,53% (2022)
Enrolment Rate (secondary education) – Net%	57.5% (2017)
Enrolment Rate in NGS as percentage of total (primary education) (%)	25.4% (2020)
Enrolment Rate in NGS as percentage of total (secondary education) (%)	23.8% (2020)
Public expenditure on education as percentage of total government expenditure (%)	14.4% (2021)
Public expenditure on education as percentage of GDP (%)	4.2% (2020)

Ratification of the ICESCR	Ratification of the optional Protocol to the ICESCR	Ratification of the Convention against Discrimination in Education
YES	NO	NO

Indicator 1	
Points	90
Mention in the Law	YES
Mention in the Constitution	YES
Home-schooling	NO
Comments	<p>The Constitution adopted in 2015 established a federal government structure in Nepal, in which local-level governments became primarily responsible for the operation and management of education. District Education Offices have been established in each district to directly supervise and manage both state and non-state schools within their jurisdiction, as well as directly implement national education policies and laws. Also, freedom of education is recognized for communities. Every Nepali community living in Nepal shall have the right to acquire education in its mother tongue up to the secondary level, and the right to open and run schools and educational institutions as provided for by law. Home-schooling is not regulated by the law. However, the law provides that if a child cannot attend school during the compulsory education levels due to economic, physical, geographic, or mental condition, provisions may be made for them to attend a “boarding school” or “alternative education” system.</p>

Indicator 2	
Points	30
No financial aid	-
Financial aid is low and/or poorly defined	YES
Financial aid includes subsidizing teachers' salaries	-
Financial aid includes operating costs (heating, cleaning, electricity, etc.)	-
Financial aid includes investment costs (buildings and equipment)	-
Comments	<p>The state only funds religious schools - specifically madrasas (Islamic), gumbas (Buddhist) and gurukuls (Hindu) - that operate independently of the state at the primary and lower secondary levels.</p> <p>Non-governmental for-profit schools have grown considerably.</p>

Indicator 3	
Enrolment Rate (primary education) – Net (%)	97.64% (2022)

Indicator 4	
Enrolment Rate in NGS as percentage of total (primary education) (%)	25.4% (2020)

TOTAL Freedom of Education Index	
Rank	Index
63	56,46

Netherlands		
Total Population	GNI per capita, PPP (current international dollars)	HDI Ranking (Position/score)
17 533 405 (2021)	63 360\$ (2021)	10/0,941 (2022)

Literacy Rate (%)	-
Enrolment Rate (primary education) – Gross (%)	106.33% (2020)
Enrolment Rate (primary education) – Net (%)	99.71% (2020)
Enrolment Rate (secondary education) – Gross (%)	115,17% (2020)
Enrolment Rate (secondary education) – Net%	87.7% (2020)
Enrolment Rate in NGS as percentage of total (primary education) (%)	0.4% (2020)
Enrolment Rate in NGS as percentage of total (secondary education) (%)	6.6% (2020)
Public expenditure on education as percentage of total government expenditure (%)	11% (2020)
Public expenditure on education as percentage of GDP (%)	5.3% (2020)

Ratification of the ICESCR	Ratification of the optional Protocol to the ICESCR	Ratification of the Convention against Discrimination in Education
YES	ONLY SIGNED	YES

Indicator 1	
Points	100
Mention in the Law	YES
Mention in the Constitution	YES
Home-schooling	YES
Comments	Home-schooling is not regulated by the law. Yet, it is possible in cases where the conscience of the parents can not be satisfied with the available schools in the neighborhood and where not enough parents with the same concerns live in the same locality to justify starting a new school. This exception can be interpreted in a way as making home-schooling de facto possible.

Indicator 2	
Points	100
No financial aid	-
Financial aid is low and/or poorly defined	-
Financial aid includes subsidizing teachers' salaries	YES
Financial aid includes operating costs (heating, cleaning, electricity, etc.)	YES
Financial aid includes investment costs (buildings and equipment)	YES
Comments	-

Indicator 3	
Enrolment Rate (primary education) – Net (%)	99.71% (2020)

Indicator 4	
Enrolment Rate in NGS as percentage of total (primary education) (%)	0.4% (2020)

TOTAL Freedom of Education Index	
Rank	Index
2	92,66

New Zealand		
Total Population	GNI per capita, PPP (current international dollars)	HDI Ranking (Position/score)
5 122 600 (2021)	45 440\$ (2021)	13/0,937 (2022)

Literacy Rate (%)	-
Enrolment Rate (primary education) – Gross (%)	102.29% (2020)
Enrolment Rate (primary education) – Net (%)	99.95% (2020)
Enrolment Rate (secondary education) – Gross (%)	120,38% (2020)
Enrolment Rate (secondary education) – Net%	98.7% (2020)
Enrolment Rate in NGS as percentage of total (primary education) (%)	1.9% (2020)
Enrolment Rate in NGS as percentage of total (secondary education) (%)	12.1% (2020)
Public expenditure on education as percentage of total government expenditure (%)	14.4% (2020)
Public expenditure on education as percentage of GDP (%)	6.0% (2020)

Ratification of the ICESCR	Ratification of the optional Protocol to the ICESCR	Ratification of the Convention against Discrimination in Education
YES	NO	YES

Indicator 1	
Points	90
Mention in the Law	YES
Mention in the Constitution	NO
Home-schooling	YES
Comments	Home-schooling is legal. Home-schooler are required to obtain a Compulsory Attendance Law Exemption Certificate from the Ministry of Education.

Indicator 2	
Points	70
No financial aid	-
Financial aid is low and/or poorly defined	-
Financial aid includes subsidizing teachers' salaries	YES
Financial aid includes operating costs (heating, cleaning, electricity, etc.)	YES
Financial aid includes investment costs (buildings and equipment)	-
Comments	-

Indicator 3	
Enrolment Rate (primary education) – Net (%)	99.95% (2020)

Indicator 4	
Enrolment Rate in NGS as percentage of total (primary education) (%)	1.9% (2020)

TOTAL Freedom of Education Index	
Rank	Index
32	65,48

Nicaragua		
Total Population	GNI per capita, PPP (current international dollars)	HDI Ranking (Position/score)
6 702 379 (2021)	5 960\$ (2021)	126/0,667 (2022)

Literacy Rate (%)	82.6% (2015)
Enrolment Rate (primary education) – Gross (%)	112.14% (2020)
Enrolment Rate (primary education) – Net (%)	95% (2010)
Enrolment Rate (secondary education) – Gross (%)	73% (2010)
Enrolment Rate (secondary education) – Net%	48% (2010)
Enrolment Rate in NGS as percentage of total (primary education) (%)	15.6% (2010)
Enrolment Rate in NGS as percentage of total (secondary education) (%)	21.8% (2010)
Public expenditure on education as percentage of total government expenditure (%)	22.8% (2020)
Public expenditure on education as percentage of GDP (%)	4.6% (2020)

Ratification of the ICESCR	Ratification of the optional Protocol to the ICESCR	Ratification of the Convention against Discrimination in Education
YES	NO	YES

Indicator 1	
Points	90
Mention in the Law	YES
Mention in the Constitution	YES
Home-schooling	NO
Comments	Related to the difficult political situation in the country, increasing barriers to educational pluralism can be observed, especially for faith-based non-governmental schools.

Indicator 2	
Points	30
No financial aid	-
Financial aid is low and/or poorly defined	YES
Financial aid includes subsidizing teachers' salaries	-
Financial aid includes operating costs (heating, cleaning, electricity, etc.)	-
Financial aid includes investment costs (buildings and equipment)	-
Comments	Non-governmental schools are receiving government funding. Yet, the uncertain political situation is putting education pluralism in danger.

Indicator 3	
Enrolment Rate (primary education) – Net (%)	95% (2010)

Indicator 4	
Enrolment Rate in NGS as percentage of total (primary education) (%)	15.6% (2010)

TOTAL Freedom of Education Index	
Rank	Index
77	55,06

Niger		
Total Population	GNI per capita, PPP (current international dollars)	HDI Ranking (Position/score)
25 130 810 (2021)	1 330\$ (2021)	186/0,400 (2022)

Literacy Rate (%)	35% (2018)
Enrolment Rate (primary education) – Gross (%)	64.80% (2021)
Enrolment Rate (primary education) – Net (%)	57.74% (2021)
Enrolment Rate (secondary education) – Gross (%)	24,25% (2017)
Enrolment Rate (secondary education) – Net%	20.1% (2017)
Enrolment Rate in NGS as percentage of total (primary education) (%)	3.8% (2021)
Enrolment Rate in NGS as percentage of total (secondary education) (%)	14.8% (2017)
Public expenditure on education as percentage of total government expenditure (%)	12% (2021)
Public expenditure on education as percentage of GDP (%)	3.8% (2020)

Ratification of the ICESCR	Ratification of the optional Protocol to the ICESCR	Ratification of the Convention against Discrimination in Education
YES	YES	YES

Indicator 1	
Points	80
Mention in the Law	YES
Mention in the Constitution	NO
Home-schooling	NO
Comments	-

Indicator 2	
Points	30
No financial aid	-
Financial aid is low and/or poorly defined	YES
Financial aid includes subsidizing teachers' salaries	-
Financial aid includes operating costs (heating, cleaning, electricity, etc.)	-
Financial aid includes investment costs (buildings and equipment)	-
Comments	-

Indicator 3	
Enrolment Rate (primary education) – Net (%)	57.74% (2021)

Indicator 4	
Enrolment Rate in NGS as percentage of total (primary education) (%)	3.8% (2021)

TOTAL Freedom of Education Index	
Rank	Index
145	42,33

Nigeria		
Total Population	GNI per capita, PPP (current international dollars)	HDI Ranking (Position/score)
211 400 704 (2021)	5 250\$ (2021)	163/0,535 (2022)

Literacy Rate (%)	62% (2018)
Enrolment Rate (primary education) – Gross (%)	85.73% (2019)
Enrolment Rate (primary education) – Net (%)	64% (2010)
Enrolment Rate (secondary education) – Gross (%)	43,51% (2018)
Enrolment Rate (secondary education) – Net%	-
Enrolment Rate in NGS as percentage of total (primary education) (%)	19.7% (2018)
Enrolment Rate in NGS as percentage of total (secondary education) (%)	22.8% (2018)
Public expenditure on education as percentage of total government expenditure (%)	5.1% (2021)
Public expenditure on education as percentage of GDP (%)	0.5% (2013)

Ratification of the ICESCR	Ratification of the optional Protocol to the ICESCR	Ratification of the Convention against Discrimination in Education
YES	NO	YES

Indicator 1	
Points	90
Mention in the Law	YES
Mention in the Constitution	YES
Home-schooling	NO
Comments	In Nigeria, education is decentralized.

Indicator 2	
Points	30
No financial aid	-
Financial aid is low and/or poorly defined	YES
Financial aid includes subsidizing teachers' salaries	-
Financial aid includes operating costs (heating, cleaning, electricity, etc.)	-
Financial aid includes investment costs (buildings and equipment)	-
Comments	An increasing number of children are attending low fee private schools. Only in certain states, non-governmental schools receive government funding.

Indicator 3	
Enrolment Rate (primary education) – Net (%)	64% (2010)

Indicator 4	
Enrolment Rate in NGS as percentage of total (primary education) (%)	19.7% (2018)

TOTAL Freedom of Education Index	
Rank	Index
123	47,60

North Macedonia		
Total Population	GNI per capita, PPP (current international dollars)	HDI Ranking (Position/score)
2 065 092 (2021)	17 060\$ (2021)	78/0.770 (2022)

Literacy Rate (%)	97.8% (2014)
Enrolment Rate (primary education) – Gross (%)	95.48% (2020)
Enrolment Rate (primary education) – Net (%)	95.18% (2020)
Enrolment Rate (secondary education) – Gross (%)	79,60% (2020)
Enrolment Rate (secondary education) – Net%	79% (2005)
Enrolment Rate in NGS as percentage of total (primary education) (%)	0.8% (2020)
Enrolment Rate in NGS as percentage of total (secondary education) (%)	1.6% (2020)
Public expenditure on education as percentage of total government expenditure (%)	8.6% (2002)
Public expenditure on education as percentage of GDP (%)	3.3% (2002)

Ratification of the ICESCR	Ratification of the optional Protocol to the ICESCR	Ratification of the Convention against Discrimination in Education
YES	NO	YES

Indicator 1	
Points	0
Mention in the Law	NO
Mention in the Constitution	NO
Home-schooling	NO
Comments	Art. 45 of the Constitution states that "citizens have a right to establish private at schools at all levels of education, with the exception of primary education, under conditions determined by law." In other words, non-governmental institutions cannot establish elementary schools. Therefore, the Law on Primary Education does not regulate private schools.

Indicator 2	
Points	0
No financial aid	YES
Financial aid is low and/or poorly defined	-
Financial aid includes subsidizing teachers' salaries	-
Financial aid includes operating costs (heating, cleaning, electricity, etc.)	-
Financial aid includes investment costs (buildings and equipment)	-
Comments	There are no non-governmental schools in primary education. Non-governmental schools in secondary education are not subsidized by the state.

Indicator 3	
Enrolment Rate (primary education) – Net (%)	95.18% (2020)

Indicator 4	
Enrolment Rate in NGS as percentage of total (primary education) (%)	0.8% (2020)

TOTAL Freedom of Education Index	
Rank	Index
153	23,855

Norway		
Total Population	GNI per capita, PPP (current international dollars)	HDI Ranking (Position/score)
5 408 320 (2021)	82 840\$ (2021)	2/0,961 (2022)

Literacy Rate (%)	-
Enrolment Rate (primary education) – Gross (%)	99.98% (2020)
Enrolment Rate (primary education) – Net (%)	99.84% (2020)
Enrolment Rate (secondary education) – Gross (%)	118,97% (2020)
Enrolment Rate (secondary education) – Net%	95.8% (2020)
Enrolment Rate in NGS as percentage of total (primary education) (%)	3.7% (2020)
Enrolment Rate in NGS as percentage of total (secondary education) (%)	7.4% (2020)
Public expenditure on education as percentage of total government expenditure (%)	10.1% (2020)
Public expenditure on education as percentage of GDP (%)	5.9% (2020)

Ratification of the ICESCR	Ratification of the optional Protocol to the ICESCR	Ratification of the Convention against Discrimination in Education
YES	NO	YES

Indicator 1	
Points	90
Mention in the Law	YES
Mention in the Constitution	NO
Home-schooling	YES
Comments	Home-schooled children are subjected to examination once per semester.

Indicator 2	
Points	70
No financial aid	-
Financial aid is low and/or poorly defined	-
Financial aid includes subsidizing teachers' salaries	YES
Financial aid includes operating costs (heating, cleaning, electricity, etc.)	YES
Financial aid includes investment costs (buildings and equipment)	-
Comments	Public authorities cover 85% of the expenses of non-governmental schools through grants. These schools are only allowed to charge limited fees.

Indicator 3	
Enrolment Rate (primary education) – Net (%)	99.84% (2020)

Indicator 4	
Enrolment Rate in NGS as percentage of total (primary education) (%)	3.7% (2020)

TOTAL Freedom of Education Index	
Rank	Index
29	65,77

Oman		
Total Population	GNI per capita, PPP (current international dollars)	HDI Ranking (Position/score)
5 223 376 (2021)	28 850\$ (2020)	54/0,816 (2022)

Literacy Rate (%)	95.7% (2018)
Enrolment Rate (primary education) – Gross (%)	104.06% (2021)
Enrolment Rate (primary education) – Net (%)	99.91% (2021)
Enrolment Rate (secondary education) – Gross (%)	106,04%(2021)
Enrolment Rate (secondary education) - Net%	96.1% (2021)
Enrolment Rate in NGS as percentage of total (primary education) (%)	15.1% (2021)
Enrolment Rate in NGS as percentage of total (secondary education) (%)	11.5% (2021)
Public expenditure on education as percentage of total government expenditure (%)	12.2% (2020)
Public expenditure on education as percentage of GDP (%)	5.4% (2019)

Ratification of the ICESCR	Ratification of the optional Protocol to the ICESCR	Ratification of the Convention against Discrimination in Education
YES	NO	NO

Indicator 1	
Points	90
Mention in the Law	YES
Mention in the Constitution	YES
Home-schooling	NO
Comments	Non-governmental schools are allowed. Yet they have to comply with the values, principles, and traditions of the Sultanate which seem to be restrictive to schools based on other faiths than Islam.

Indicator 2	
Points	0
No financial aid	YES
Financial aid is low and/or poorly defined	-
Financial aid includes subsidizing teachers' salaries	-
Financial aid includes operating costs (heating, cleaning, electricity, etc.)	-
Financial aid includes investment costs (buildings and equipment)	-
Comments	-

Indicator 3	
Enrolment Rate (primary education) – Net (%)	99.91% (2021)

Indicator 4	
Enrolment Rate in NGS as percentage of total (primary education) (%)	15.1% (2021)

TOTAL Freedom of Education Index	
Rank	Index
124	47,60

Pakistan		
Total Population	GNI per capita, PPP (current international dollars)	HDI Ranking (Position/score)
225 199 929 (2021)	5 800\$ (2021)	161/0,544 (2022)

Literacy Rate (%)	58% (2019)
Enrolment Rate (primary education) – Gross (%)	95.48% (2019)
Enrolment Rate (primary education) – Net (%)	68% (2018)
Enrolment Rate (secondary education) – Gross (%)	44,87% (2019)
Enrolment Rate (secondary education) – Net%	37% (2018)
Enrolment Rate in NGS as percentage of total (primary education) (%)	34.3% (2019)
Enrolment Rate in NGS as percentage of total (secondary education) (%)	33.6% (2019)
Public expenditure on education as percentage of total government expenditure (%)	10.2% (2021)
Public expenditure on education as percentage of GDP (%)	2.4% (2021)

Ratification of the ICESCR	Ratification of the optional Protocol to the ICESCR	Ratification of the Convention against Discrimination in Education
YES	NO	NO

Indicator 1	
Points	80
Mention in the Law	YES
Mention in the Constitution	NO
Home-schooling	NO
Comments	-

Indicator 2	
Points	30
No financial aid	-
Financial aid is low and/or poorly defined	YES
Financial aid includes subsidizing teachers' salaries	-
Financial aid includes operating costs (heating, cleaning, electricity, etc.)	-
Financial aid includes investment costs (buildings and equipment)	-
Comments	-

Indicator 3	
Enrolment Rate (primary education) – Net (%)	68% (2018)

Indicator 4	
Enrolment Rate in NGS as percentage of total (primary education) (%)	34.3% (2019)

TOTAL Freedom of Education Index	
Rank	Index
130	47,19

Panama		
Total Population	GNI per capita, PPP (current international dollars)	HDI Ranking (Position/score)
4 381 583 (2021)	29 900\$ (2021)	61/0,805 (2022)

Literacy Rate (%)	95.7% (2019)
Enrolment Rate (primary education) – Gross (%)	102.95% (2021)
Enrolment Rate (primary education) – Net (%)	89.49% (2020)
Enrolment Rate (secondary education) – Gross (%)	82,23% (2021)
Enrolment Rate (secondary education) – Net%	63.8% (2017)
Enrolment Rate in NGS as percentage of total (primary education) (%)	11.3% (2020)
Enrolment Rate in NGS as percentage of total (secondary education) (%)	16.1% (2016)
Public expenditure on education as percentage of total government expenditure (%)	12% (2021)
Public expenditure on education as percentage of GDP (%)	3.9% (2020)

Ratification of the ICESCR	Ratification of the optional Protocol to the ICESCR	Ratification of the Convention against Discrimination in Education
YES	NO	YES

Indicator 1	
Points	100
Mention in the Law	YES
Mention in the Constitution	YES
Home-schooling	YES
Comments	-

Indicator 2	
Points	0
No financial aid	YES
Financial aid is low and/or poorly defined	-
Financial aid includes subsidizing teachers' salaries	-
Financial aid includes operating costs (heating, cleaning, electricity, etc.)	-
Financial aid includes investment costs (buildings and equipment)	-
Comments	Non-governmental schools cannot receive public funding. However, as a result of the crisis caused by Covid-19, 268 non-governmental schools received temporary financial support from the government.

Indicator 3	
Enrolment Rate (primary education) – Net (%)	89.49% (2020)

Indicator 4	
Enrolment Rate in NGS as percentage of total (primary education) (%)	11.3% (2020)

TOTAL Freedom of Education Index	
Rank	Index
127	47,49

Papua New Guinea		
Total Population	GNI per capita, PPP (current international dollars)	HDI Ranking (Position/score)
9 119 005 (2021)	4 340\$ (2021)	156/0,558 (2022)

Literacy Rate (%)	61.6% (2010)
Enrolment Rate (primary education) – Gross (%)	116% (2018)
Enrolment Rate (primary education) – Net (%)	97.57% (2018)
Enrolment Rate (secondary education) – Gross (%)	46,97% (2018)
Enrolment Rate (secondary education) – Net%	35% (2016)
Enrolment Rate in NGS as percentage of total (primary education) (%)	1.2% (2018)
Enrolment Rate in NGS as percentage of total (secondary education) (%)	2.8% (2018)
Public expenditure on education as percentage of total government expenditure (%)	5.7% (2020)
Public expenditure on education as percentage of GDP (%)	1.4% (2020)

Ratification of the ICESCR	Ratification of the optional Protocol to the ICESCR	Ratification of the Convention against Discrimination in Education
YES	NO	NO

Indicator 1	
Points	90
Mention in the Law	YES
Mention in the Constitution	NO
Home-schooling	YES
Comments	Home-schooling is legal in Papua New Guinea, with the government having established a Flexible Distance and Open Education (FODE) program.

Indicator 2	
Points	100
No financial aid	-
Financial aid is low and/or poorly defined	-
Financial aid includes subsidizing teachers' salaries	YES
Financial aid includes operating costs (heating, cleaning, electricity, etc.)	YES
Financial aid includes investment costs (buildings and equipment)	YES
Comments	

Indicator 3	
Enrolment Rate (primary education) – Net (%)	97.57% (2018)

Indicator 4	
Enrolment Rate in NGS as percentage of total (primary education) (%)	1.2% (2018)

TOTAL Freedom of Education Index	
Rank	Index
9	72,37

Paraguay		
Total Population	GNI per capita, PPP (current international dollars)	HDI Ranking (Position/score)
7 219 641 (2021)	13 630\$ (2021)	105/0,717 (2022)

Literacy Rate (%)	95% (2020)
Enrolment Rate (primary education) – Gross (%)	89.73% (2015)
Enrolment Rate (primary education) – Net (%)	87.2% (2012)
Enrolment Rate (secondary education) – Gross (%)	75.91% (2012)
Enrolment Rate (secondary education) – Net%	65.9% (2012)
Enrolment Rate in NGS as percentage of total (primary education) (%)	21% (2020)
Enrolment Rate in NGS as percentage of total (secondary education) (%)	19% (2020)
Public expenditure on education as percentage of total government expenditure (%)	9.6% (2021)
Public expenditure on education as percentage of GDP (%)	3.3% (2020)

Ratification of the ICESCR	Ratification of the optional Protocol to the ICESCR	Ratification of the Convention against Discrimination in Education
YES	ONLY SIGNED	NO

Indicator 1	
Points	90
Mention in the Law	YES
Mention in the Constitution	YES
Home-schooling	NO
Comments	-

Indicator 2	
Points	30
No financial aid	-
Financial aid is low and/or poorly defined	YES
Financial aid includes subsidizing teachers' salaries	-
Financial aid includes operating costs (heating, cleaning, electricity, etc.)	-
Financial aid includes investment costs (buildings and equipment)	-
Comments	-

Indicator 3	
Enrolment Rate (primary education) – Net (%)	87.2% (2012)

Indicator 4	
Enrolment Rate in NGS as percentage of total (primary education) (%)	21% (2020)

TOTAL Freedom of Education Index	
Rank	Index
90	53,51

Peru		
Total Population	GNI per capita, PPP (current international dollars)	HDI Ranking (Position/score)
33 359 416 (2021)	12 900\$ (2021)	84/0,762 (2022)

Literacy Rate (%)	94% (2020)
Enrolment Rate (primary education) – Gross (%)	121.92% (2021)
Enrolment Rate (primary education) – Net (%)	98.43% (2021)
Enrolment Rate (secondary education) – Gross (%)	110,55% (2021)
Enrolment Rate (secondary education) – Net%	95.4% (2021)
Enrolment Rate in NGS as percentage of total (primary education) (%)	22.2% (2021)
Enrolment Rate in NGS as percentage of total (secondary education) (%)	22% (2021)
Public expenditure on education as percentage of total government expenditure (%)	17.9% (2021)
Public expenditure on education as percentage of GDP (%)	4% (2021)

Ratification of the ICESCR	Ratification of the optional Protocol to the ICESCR	Ratification of the Convention against Discrimination in Education
YES	NO	YES

Indicator 1	
Points	90
Mention in the Law	YES
Mention in the Constitution	YES
Home-schooling	NO
Comments	-

Indicator 2	
Points	70
No financial aid	-
Financial aid is low and/or poorly defined	-
Financial aid includes subsidizing teachers' salaries	YES
Financial aid includes operating costs (heating, cleaning, electricity, etc.)	YES
Financial aid includes investment costs (buildings and equipment)	-
Comments	Education became decentralized recently, which has created bureaucratic obstacles for non-governmental schools to receive government funding.

Indicator 3	
Enrolment Rate (primary education) – Net (%)	98.43% (2021)

Indicator 4	
Enrolment Rate in NGS as percentage of total (primary education) (%)	22.2% (2021)

TOTAL Freedom of Education Index	
Rank	Index
18	68,66

Philippines		
Total Population	GNI per capita, PPP (current international dollars)	HDI Ranking (Position/score)
111 046 910 (2021)	9 450\$ (2021)	116/0,699 (2022)

Literacy Rate (%)	96.3% (2019)
Enrolment Rate (primary education) – Gross (%)	121.92% (2021)
Enrolment Rate (primary education) – Net (%)	91.25% (2021)
Enrolment Rate (secondary education) – Gross (%)	90,44% (2021)
Enrolment Rate (secondary education) – Net%	65.6% (2015)
Enrolment Rate in NGS as percentage of total (primary education) (%)	9.5% (2020)
Enrolment Rate in NGS as percentage of total (secondary education) (%)	23.9% (2020)
Public expenditure on education as percentage of total government expenditure (%)	16.6% (2021)
Public expenditure on education as percentage of GDP (%)	3.7% (2020)

Ratification of the ICESCR	Ratification of the optional Protocol to the ICESCR	Ratification of the Convention against Discrimination in Education
YES	NO	YES

Indicator 1	
Points	100
Mention in the Law	YES
Mention in the Constitution	YES
Home-schooling	YES
Comments	-

Indicator 2	
Points	30
No financial aid	-
Financial aid is low and/or poorly defined	YES
Financial aid includes subsidizing teachers' salaries	-
Financial aid includes operating costs (heating, cleaning, electricity, etc.)	-
Financial aid includes investment costs (buildings and equipment)	-
Comments	-

Indicator 3	
Enrolment Rate (primary education) – Net (%)	91.25% (2021)

Indicator 4	
Enrolment Rate in NGS as percentage of total (primary education) (%)	9.5% (2020)

TOTAL Freedom of Education Index	
Rank	Index
67	56,17

Poland		
Total Population	GNI per capita, PPP (current international dollars)	HDI Ranking (Position/score)
37 781 024 (2021)	35 830\$ (2021)	34/0,876 (2022)

Literacy Rate (%)	98.7% (2008)
Enrolment Rate (primary education) – Gross (%)	84.13% (2020)
Enrolment Rate (primary education) – Net (%)	99.83% (2020)
Enrolment Rate (secondary education) – Gross (%)	115,24% (2020)
Enrolment Rate (secondary education) – Net%	9496.7% (2020)
Enrolment Rate in NGS as percentage of total (primary education) (%)	7.2% (2020)
Enrolment Rate in NGS as percentage of total (secondary education) (%)	9.8% (2020)
Public expenditure on education as percentage of total government expenditure (%)	10.7% (2020)
Public expenditure on education as percentage of GDP (%)	5.2% (2020)

Ratification of the ICESCR	Ratification of the optional Protocol to the ICESCR	Ratification of the Convention against Discrimination in Education
YES	NO	YES

Indicator 1	
Points	100
Mention in the Law	YES
Mention in the Constitution	YES
Home-schooling	YES
Comments	Home-schooled children are subject to examination once per year.

Indicator 2	
Points	70
No financial aid	-
Financial aid is low and/or poorly defined	-
Financial aid includes subsidizing teachers' salaries	YES
Financial aid includes operating costs (heating, cleaning, electricity, etc.)	YES
Financial aid includes investment costs (buildings and equipment)	-
Comments	Non-governmental schools receive a subsidy for each pupil from the budget of the local government. Teachers' salaries and operating costs may be covered by this subsidy.

Indicator 3	
Enrolment Rate (primary education) – Net (%)	99.83% (2020)

Indicator 4	
Enrolment Rate in NGS as percentage of total (primary education) (%)	7.2% (2020)

TOTAL Freedom of Education Index	
Rank	Index
17	68,89

Portugal		
Total Population	GNI per capita, PPP (current international dollars)	HDI Ranking (Position/score)
10 299 423 (2021)	35 470\$ (2021)	38/0,866 (2022)

Literacy Rate (%)	96% (2018)
Enrolment Rate (primary education) – Gross (%)	107.74% (2020)
Enrolment Rate (primary education) – Net (%)	99.96% (2020)
Enrolment Rate (secondary education) – Gross (%)	119,74% (2020)
Enrolment Rate (secondary education) – Net%	96.4% (2020)
Enrolment Rate in NGS as percentage of total (primary education) (%)	12.8% (2020)
Enrolment Rate in NGS as percentage of total (secondary education) (%)	17% (2020)
Public expenditure on education as percentage of total government expenditure (%)	10.2% (2020)
Public expenditure on education as percentage of GDP (%)	5% (2020)

Ratification of the ICESCR	Ratification of the optional Protocol to the ICESCR	Ratification of the Convention against Discrimination in Education
YES	YES	YES

Indicator 1	
Points	100
Mention in the Law	YES
Mention in the Constitution	YES
Home-schooling	YES
Comments	Non-governmental schools have considerable autonomy. Home-schooled children must be enrolled in a public school. Yet, regulations concerning school autonomy of non-govermental schools are more open.

Indicator 2	
Points	30
No financial aid	-
Financial aid is low and/or poorly defined	YES
Financial aid includes subsidizing teachers' salaries	-
Financial aid includes operating costs (heating, cleaning, electricity, etc.)	-
Financial aid includes investment costs (buildings and equipment)	-
Comments	-

Indicator 3	
Enrolment Rate (primary education) – Net (%)	99.96% (2020)

Indicator 4	
Enrolment Rate in NGS as percentage of total (primary education) (%)	12.8% (2020)

TOTAL Freedom of Education Index	
Rank	Index
51	58,60

Qatar		
Total Population	GNI per capita, PPP (current international dollars)	HDI Ranking (Position/score)
2 930 524 (2021)	92 080\$ (2021)	42/0,855 (2022)

Literacy Rate (%)	93.5% (2017)
Enrolment Rate (primary education) – Gross (%)	102.17% (2021)
Enrolment Rate (primary education) – Net (%)	98.64% (2021)
Enrolment Rate (secondary education) – Gross (%)	105% (2010)
Enrolment Rate (secondary education) – Net%	94% (2010)
Enrolment Rate in NGS as percentage of total (primary education) (%)	63.5% (2021)
Enrolment Rate in NGS as percentage of total (secondary education) (%)	47.5% (2021)
Public expenditure on education as percentage of total government expenditure (%)	8.9% (2021)
Public expenditure on education as percentage of GDP (%)	3.2% (2020)

Ratification of the ICESCR	Ratification of the optional Protocol to the ICESCR	Ratification of the Convention against Discrimination in Education
YES	NO	NO

Indicator 1	
Points	80
Mention in the Law	YES
Mention in the Constitution	NO
Home-schooling	NO
Comments	Home-schooling is very restricted. Exceptions are made for each individual situation such as health issues. The restrictions do not apply to expats.

Indicator 2	
Points	0
No financial aid	YES
Financial aid is low and/or poorly defined	-
Financial aid includes subsidizing teachers' salaries	-
Financial aid includes operating costs (heating, cleaning, electricity, etc.)	-
Financial aid includes investment costs (buildings and equipment)	-
Comments	-

Indicator 3	
Enrolment Rate (primary education) – Net (%)	98.64% (2021)

Indicator 4	
Enrolment Rate in NGS as percentage of total (primary education) (%)	63.5% (2021)

TOTAL Freedom of Education Index	
Rank	Index
140	44,77

Republic of Korea		
Total Population	GNI per capita, PPP (current international dollars)	HDI Ranking (Position/score)
51 744 876 (2021)	47 490\$ (2021)	19/0,925 (2022)

Literacy Rate (%)	98.8% (2018)
Enrolment Rate (primary education) – Gross (%)	99.20% (2020)
Enrolment Rate (primary education) – Net (%)	98.60% (2020)
Enrolment Rate (secondary education) – Gross (%)	96,04% (2020)
Enrolment Rate (secondary education) – Net%	93.4% (2020)
Enrolment Rate in NGS as percentage of total (primary education) (%)	1.5% (2020)
Enrolment Rate in NGS as percentage of total (secondary education) (%)	29.5% (2020)
Public expenditure on education as percentage of total government expenditure (%)	13.8% (2019)
Public expenditure on education as percentage of GDP (%)	4.7% (2019)

Ratification of the ICESCR	Ratification of the optional Protocol to the ICESCR	Ratification of the Convention against Discrimination in Education
YES	NO	NO

Indicator 1	
Points	80
Mention in the Law	YES
Mention in the Constitution	NO
Home-schooling	NO
Comments	-

Indicator 2	
Points	70
No financial aid	-
Financial aid is low and/or poorly defined	-
Financial aid includes subsidizing teachers' salaries	YES
Financial aid includes operating costs (heating, cleaning, electricity, etc.)	YES
Financial aid includes investment costs (buildings and equipment)	-
Comments	-

Indicator 3	
Enrolment Rate (primary education) – Net (%)	98.60% (2020)

Indicator 4	
Enrolment Rate in NGS as percentage of total (primary education) (%)	1.5% (2020)

TOTAL Freedom of Education Index	
Rank	Index
44	62,57

Republic of Moldova		
Total Population	GNI per capita, PPP (current international dollars)	HDI Ranking (Position/score)
2 573 928 (2021)	16 070\$ (2021)	80/0,767 (2022)

Literacy Rate (%)	99.4% (2014)
Enrolment Rate (primary education) – Gross (%)	107.82% (2021)
Enrolment Rate (primary education) – Net (%)	99.74% (2021)
Enrolment Rate (secondary education) – Gross (%)	109,82% (2021)
Enrolment Rate (secondary education) – Net%	99.2% (2021)
Enrolment Rate in NGS as percentage of total (primary education) (%)	2.2% (2021)
Enrolment Rate in NGS as percentage of total (secondary education) (%)	2.5% (2021)
Public expenditure on education as percentage of total government expenditure (%)	18% (2020)
Public expenditure on education as percentage of GDP (%)	6.4% (2020)

Ratification of the ICESCR	Ratification of the optional Protocol to the ICESCR	Ratification of the Convention against Discrimination in Education
YES	NO	YES

Indicator 1	
Points	100
Mention in the Law	YES
Mention in the Constitution	YES
Home-schooling	YES
Comments	-

Indicator 2	
Points	30
No financial aid	-
Financial aid is low and/or poorly defined	YES
Financial aid includes subsidizing teachers' salaries	-
Financial aid includes operating costs (heating, cleaning, electricity, etc.)	-
Financial aid includes investment costs (buildings and equipment)	-
Comments	-

Indicator 3	
Enrolment Rate (primary education) – Net (%)	99.74% (2021)

Indicator 4	
Enrolment Rate in NGS as percentage of total (primary education) (%)	2.2% (2021)

TOTAL Freedom of Education Index	
Rank	Index
56	57,74

Romania		
Total Population	GNI per capita, PPP (current international dollars)	HDI Ranking (Position/score)
19 115 146 (2021)	34 820\$ (2021)	53/0,821 (2022)

Literacy Rate (%)	99% (2018)
Enrolment Rate (primary education) – Gross (%)	87.79% (2020)
Enrolment Rate (primary education) – Net (%)	87.63% (2020)
Enrolment Rate (secondary education) – Gross (%)	87,10% (2020)
Enrolment Rate (secondary education) - Net%	79.6% (2020)
Enrolment Rate in NGS as percentage of total (primary education) (%)	1.6% (2020)
Enrolment Rate in NGS as percentage of total (secondary education) (%)	1.6% (2020)
Public expenditure on education as percentage of total government expenditure (%)	8.8% (2020)
Public expenditure on education as percentage of GDP (%)	3.7% (2020)

Ratification of the ICESCR	Ratification of the optional Protocol to the ICESCR	Ratification of the Convention against Discrimination in Education
YES	NO	YES

Indicator 1	
Points	90
Mention in the Law	YES
Mention in the Constitution	YES
Home-schooling	NO
Comments	-

Indicator 2	
Points	70
No financial aid	-
Financial aid is low and/or poorly defined	-
Financial aid includes subsidizing teachers' salaries	YES
Financial aid includes operating costs (heating, cleaning, electricity, etc.)	YES
Financial aid includes investment costs (buildings and equipment)	-
Comments	-

Indicator 3	
Enrolment Rate (primary education) – Net (%)	87.63% (2020)

Indicator 4	
Enrolment Rate in NGS as percentage of total (primary education) (%)	1.6% (2020)

TOTAL Freedom of Education Index	
Rank	Index
46	62,34

Russian Federation		
Total Population	GNI per capita, PPP (current international dollars)	HDI Ranking (Position/score)
143 446 060 (2021)	32 000\$ (2021)	52/0,822 (2022)

Literacy Rate (%)	99.7% (2018)
Enrolment Rate (primary education) – Gross (%)	104.17% (2019)
Enrolment Rate (primary education) – Net (%)	99.93% (2019)
Enrolment Rate (secondary education) – Gross (%)	103,60% (2019)
Enrolment Rate (secondary education) – Net%	96.1% (2019)
Enrolment Rate in NGS as percentage of total (primary education) (%)	0.8% (2019)
Enrolment Rate in NGS as percentage of total (secondary education) (%)	1.5% (2019)
Public expenditure on education as percentage of total government expenditure (%)	8.9% (2020)
Public expenditure on education as percentage of GDP (%)	3.7% (2020)

Ratification of the ICESCR	Ratification of the optional Protocol to the ICESCR	Ratification of the Convention against Discrimination in Education
YES	NO	YES

Indicator 1	
Points	100
Mention in the Law	YES
Mention in the Constitution	YES
Home-schooling	YES
Comments	-

Indicator 2	
Points	60
No financial aid	-
Financial aid is low and/or poorly defined	-
Financial aid includes subsidizing teachers' salaries	YES
Financial aid includes operating costs (heating, cleaning, electricity, etc.)	-
Financial aid includes investment costs (buildings and equipment)	-
Comments	-

Indicator 3	
Enrolment Rate (primary education) – Net (%)	99.93% (2019)

Indicator 4	
Enrolment Rate in NGS as percentage of total (primary education) (%)	0.8% (2019)

TOTAL Freedom of Education Index	
Rank	Index
36	65,27

Rwanda		
Total Population	GNI per capita, PPP (current international dollars)	HDI Ranking (Position/score)
13 276 517 (2021)	2 440\$ (2021)	165/0,534 (2022)

Literacy Rate (%)	73.2% (2018)
Enrolment Rate (primary education) – Gross (%)	140.70% (2021)
Enrolment Rate (primary education) – Net (%)	92.9% (2021)
Enrolment Rate (secondary education) – Gross (%)	46,09% (2021)
Enrolment Rate (secondary education) – Net%	36.6% (2021)
Enrolment Rate in NGS as percentage of total (primary education) (%)	4.9% (2021)
Enrolment Rate in NGS as percentage of total (secondary education) (%)	11.6% (2021)
Public expenditure on education as percentage of total government expenditure (%)	11.3% (2021)
Public expenditure on education as percentage of GDP (%)	3.8% 2021

Ratification of the ICESCR	Ratification of the optional Protocol to the ICESCR	Ratification of the Convention against Discrimination in Education
YES	NO	YES

Indicator 1	
Points	90
Mention in the Law	YES
Mention in the Constitution	YES
Home-schooling	NO
Comments	-

Indicator 2	
Points	30
No financial aid	-
Financial aid is low and/or poorly defined	YES
Financial aid includes subsidizing teachers' salaries	-
Financial aid includes operating costs (heating, cleaning, electricity, etc.)	-
Financial aid includes investment costs (buildings and equipment)	-
Comments	Article 20 of the Constitution states, "Conditions for free primary education in schools subsidised by the Government are determined by law". However, it does not seem clear under what conditions schools have access to this funding, and not many seem to have access to it.

Indicator 3	
Enrolment Rate (primary education) – Net (%)	92.9% (2021)

Indicator 4	
Enrolment Rate in NGS as percentage of total (primary education) (%)	4.9% (2021)

TOTAL Freedom of Education Index	
Rank	Index
87	53,73

Saudi Arabia		
Total Population	GNI per capita, PPP (current international dollars)	HDI Ranking (Position/score)
35 340 680 (2021)	47 700\$ (2021)	35/0,875 (2022)

Literacy Rate (%)	98% (2020)
Enrolment Rate (primary education) – Gross (%)	102.08% (2021)
Enrolment Rate (primary education) – Net (%)	97.3% (2021)
Enrolment Rate (secondary education) – Gross (%)	111,14% (2021)
Enrolment Rate (secondary education) – Net%	96.2% (2021)
Enrolment Rate in NGS as percentage of total (primary education) (%)	14.1% (2021)
Enrolment Rate in NGS as percentage of total (secondary education) (%)	13% (2021)
Public expenditure on education as percentage of total government expenditure (%)	18.8% (2021)
Public expenditure on education as percentage of GDP (%)	7.8% (2020)

Ratification of the ICESCR	Ratification of the optional Protocol to the ICESCR	Ratification of the Convention against Discrimination in Education
NO	NO	YES

Indicator 1	
Points	0
Mention in the Law	NO
Mention in the Constitution	NO
Home-schooling	NO
Comments	Officially, the state promotes non-state education. However, the government prescribes what values are taught in state schools and in non-governmental schools. Non-governmental schools are allowed to add to the curriculum not subtract from it. In short, educational policy in Saudi Arabia emanates from Islam, which is the state belief, worship, ethics, law, and life integrated system. Due to the prescription of comprehensive Islamic values that the government prescribes it is almost impossible for non-governmental non-muslim schools to exist.

Indicator 2	
Points	0
No financial aid	-
Financial aid is low and/or poorly defined	-
Financial aid includes subsidizing teachers' salaries	-
Financial aid includes operating costs (heating, cleaning, electricity, etc.)	-
Financial aid includes investment costs (buildings and equipment)	-
Comments	No information on state-funded non-governmental schools has been found.

Indicator 3	
Enrolment Rate (primary education) – Net (%)	97.3% (2021)

Indicator 4	
Enrolment Rate in NGS as percentage of total (primary education) (%)	14.1% (2021)

TOTAL Freedom of Education Index	
Rank	Index
152	24,39

Senegal		
Total Population	GNI per capita, PPP (current international dollars)	HDI Ranking (Position/score)
17 196 308 (2021)	3 690\$ (2021)	170/0,511 (2022)

Literacy Rate (%)	51.9% (2017)
Enrolment Rate (primary education) – Gross (%)	81.24% (2021)
Enrolment Rate (primary education) – Net (%)	72.59% (2021)
Enrolment Rate (secondary education) – Gross (%)	46,89% (2021)
Enrolment Rate (secondary education) – Net%	38% (2017)
Enrolment Rate in NGS as percentage of total (primary education) (%)	17.9% (2021)
Enrolment Rate in NGS as percentage of total (secondary education) (%)	22.4% (2021)
Public expenditure on education as percentage of total government expenditure (%)	21.1% (2021)
Public expenditure on education as percentage of GDP (%)	5.5% (2020)

Ratification of the ICESCR	Ratification of the optional Protocol to the ICESCR	Ratification of the Convention against Discrimination in Education
YES	ONLY SIGNED	YES

Indicator 1	
Points	90
Mention in the Law	YES
Mention in the Constitution	YES
Home-schooling	NO
Comments	-

Indicator 2	
Points	30
No financial aid	-
Financial aid is low and/or poorly defined	YES
Financial aid includes subsidizing teachers' salaries	-
Financial aid includes operating costs (heating, cleaning, electricity, etc.)	-
Financial aid includes investment costs (buildings and equipment)	-
Comments	-

Indicator 3	
Enrolment Rate (primary education) – Net (%)	72.59% (2021)

Indicator 4	
Enrolment Rate in NGS as percentage of total (primary education) (%)	17.9% (2021)

TOTAL Freedom of Education Index	
Rank	Index
114	49,61

Serbia		
Total Population	GNI per capita, PPP (current international dollars)	HDI Ranking (Position/score)
6 844 078 (2021)	20 610\$ (2021)	63/0,802 (2022)

Literacy Rate (%)	99.5% (2019)
Enrolment Rate (primary education) – Gross (%)	96.81% (2021)
Enrolment Rate (primary education) – Net (%)	96.25% (2021)
Enrolment Rate (secondary education) – Gross (%)	92,38% (2021)
Enrolment Rate (secondary education) – Net%	90.2% (2020)
Enrolment Rate in NGS as percentage of total (primary education) (%)	0.2% (2021)
Enrolment Rate in NGS as percentage of total (secondary education) (%)	1.3% (2021)
Public expenditure on education as percentage of total government expenditure (%)	8.6% (2019)
Public expenditure on education as percentage of GDP (%)	3.6% (2019)

Ratification of the ICESCR	Ratification of the optional Protocol to the ICESCR	Ratification of the Convention against Discrimination in Education
YES	NO	YES

Indicator 1	
Points	100
Mention in the Law	YES
Mention in the Constitution	YES
Home-schooling	YES
Comments	-

Indicator 2	
Points	0
No financial aid	YES
Financial aid is low and/or poorly defined	-
Financial aid includes subsidizing teachers' salaries	-
Financial aid includes operating costs (heating, cleaning, electricity, etc.)	-
Financial aid includes investment costs (buildings and equipment)	-
Comments	-

Indicator 3	
Enrolment Rate (primary education) – Net (%)	96.25% (2021)

Indicator 4	
Enrolment Rate in NGS as percentage of total (primary education) (%)	0.2% (2021)

TOTAL Freedom of Education Index	
Rank	Index
115	49,19

Sierra Leone		
Total Population	GNI per capita, PPP (current international dollars)	HDI Ranking (Position/score)
8 141 343 (2021)	1 750\$ (2021)	181/0,477 (2022)

Literacy Rate (%)	43.2% (2018)
Enrolment Rate (primary education) – Gross (%)	156.45% (2021)
Enrolment Rate (primary education) – Net (%)	98.09% (2021)
Enrolment Rate (secondary education) – Gross (%)	41,80% (2017)
Enrolment Rate (secondary education) – Net%	42% (2018)
Enrolment Rate in NGS as percentage of total (primary education) (%)	6.5% (2021)
Enrolment Rate in NGS as percentage of total (secondary education) (%)	10.1% (2017)
Public expenditure on education as percentage of total government expenditure (%)	33.8% (2021)
Public expenditure on education as percentage of GDP (%)	9.1% (2021)

Ratification of the ICESCR	Ratification of the optional Protocol to the ICESCR	Ratification of the Convention against Discrimination in Education
YES	NO	YES

Indicator 1	
Points	90
Mention in the Law	YES
Mention in the Constitution	YES
Home-schooling	NO
Comments	According to the law, every child must attend primary and secondary school. Parents who do not send their children to school are guilty of a criminal offense.

Indicator 2	
Points	70
No financial aid	-
Financial aid is low and/or poorly defined	-
Financial aid includes subsidizing teachers' salaries	YES
Financial aid includes operating costs (heating, cleaning, electricity, etc.)	YES
Financial aid includes investment costs (buildings and equipment)	-
Comments	<p>The majority of education in Sierra Leone (70%) is provided in government subsidized schools (mission schools - 56% and community schools - 14.1%).</p> <p>There are two types of government subsidies: financial subsidies (teacher salaries and tuition/fees) and non-financial subsidies (teaching and learning materials, furniture, sports equipment, examination fees, and infrastructure such as facilities).</p>

Indicator 3	
Enrolment Rate (primary education) – Net (%)	98.09% (2021)

Indicator 4	
Enrolment Rate in NGS as percentage of total (primary education) (%)	6.5% (2021)

TOTAL Freedom of Education Index	
Rank	Index
28	65,83

Singapore		
Total Population	GNI per capita, PPP (current international dollars)	HDI Ranking (Position/score)
5 453 566 (2021)	102 450\$ (2021)	12/0,939 (2022)

Literacy Rate (%)	97% (2020)
Enrolment Rate (primary education) – Gross (%)	100.54% (2020)
Enrolment Rate (primary education) – Net (%)	99.88% (2020)
Enrolment Rate (secondary education) – Gross (%)	103,20% (2020)
Enrolment Rate (secondary education) – Net%	97.9% (2020)
Enrolment Rate in NGS as percentage of total (primary education) (%)	4.2% (2020)
Enrolment Rate in NGS as percentage of total (secondary education) (%)	5.4% (2020)
Public expenditure on education as percentage of total government expenditure (%)	13.4% (2021)
Public expenditure on education as percentage of GDP (%)	2.8% (2021)

Ratification of the ICESCR	Ratification of the optional Protocol to the ICESCR	Ratification of the Convention against Discrimination in Education
NO	NO	NO

Indicator 1	
Points	100
Mention in the Law	YES
Mention in the Constitution	YES
Home-schooling	YES
Comments	

Indicator 2	
Points	70
No financial aid	-
Financial aid is low and/or poorly defined	-
Financial aid includes subsidizing teachers' salaries	YES
Financial aid includes operating costs (heating, cleaning, electricity, etc.)	YES
Financial aid includes investment costs (buildings and equipment)	-
Comments	Non-governmental schools established by community-based organizations receive regular state grants to cover teacher salaries, infrastructure costs, maintenance costs, and ongoing expenses.

Indicator 3	
Enrolment Rate (primary education) – Net (%)	99.88% (2020)

Indicator 4	
Enrolment Rate in NGS as percentage of total (primary education) (%)	4.2% (2020)

TOTAL Freedom of Education Index	
Rank	Index
21	68,38

Slovak Republic		
Total Population	GNI per capita, PPP (current international dollars)	HDI Ranking (Position/score)
5 447 247 (2021)	32 450\$ (2021)	45/0,848 (2022)

Literacy Rate (%)	95.3% (2018)
Enrolment Rate (primary education) – Gross (%)	102.11% (2020)
Enrolment Rate (primary education) – Net (%)	97.10% (2020)
Enrolment Rate (secondary education) – Gross (%)	90,60% (2020)
Enrolment Rate (secondary education) – Net%	84.4% (2020)
Enrolment Rate in NGS as percentage of total (primary education) (%)	8.3% (2020)
Enrolment Rate in NGS as percentage of total (secondary education) (%)	12.3% (2020)
Public expenditure on education as percentage of total government expenditure (%)	10.1% (2020)
Public expenditure on education as percentage of GDP (%)	4.6% (2020)

Ratification of the ICESCR	Ratification of the optional Protocol to the ICESCR	Ratification of the Convention against Discrimination in Education
YES	YES	YES

Indicator 1	
Points	90
Mention in the Law	YES
Mention in the Constitution	YES
Home-schooling	YES
Comments	-

Indicator 2	
Points	70
No financial aid	-
Financial aid is low and/or poorly defined	-
Financial aid includes subsidizing teachers' salaries	YES
Financial aid includes operating costs (heating, cleaning, electricity, etc.)	YES
Financial aid includes investment costs (buildings and equipment)	-
Comments	-

Indicator 3	
Enrolment Rate (primary education) – Net (%)	97.10% (2020)

Indicator 4	
Enrolment Rate in NGS as percentage of total (primary education) (%)	8.3% (2020)

TOTAL Freedom of Education Index	
Rank	Index
27	65,89

Slovenia		
Total Population	GNI per capita, PPP (current international dollars)	HDI Ranking (Position/score)
2 107 007 (2021)	43 060\$ (2021)	23/0,918 (2022)

Literacy Rate (%)	99.7% (2014)
Enrolment Rate (primary education) – Gross (%)	103.30% (2020)
Enrolment Rate (primary education) – Net (%)	99.96% (2020)
Enrolment Rate (secondary education) – Gross (%)	111,97% (2020)
Enrolment Rate (secondary education) – Net%	96.1% (2020)
Enrolment Rate in NGS as percentage of total (primary education) (%)	1.3% (2020)
Enrolment Rate in NGS as percentage of total (secondary education) (%)	4.1% (2020)
Public expenditure on education as percentage of total government expenditure (%)	11.2% (2020)
Public expenditure on education as percentage of GDP (%)	5.8% (2020)

Ratification of the ICESCR	Ratification of the optional Protocol to the ICESCR	Ratification of the Convention against Discrimination in Education
YES	ONLY SIGNED	YES

Indicator 1	
Points	100
Mention in the Law	YES
Mention in the Constitution	YES
Home-schooling	YES
Comments	The Slovenian Constitution recognizes the freedom of education and that this freedom can be exercised free of charge. In 2014, the Constitutional Court confirmed the obligation of the estate to fund accredited non-governmental schools.

Indicator 2	
Points	60
No financial aid	-
Financial aid is low and/or poorly defined	-
Financial aid includes subsidizing teachers' salaries	YES
Financial aid includes operating costs (heating, cleaning, electricity, etc.)	-
Financial aid includes investment costs (buildings and equipment)	-
Comments	In Slovenia, all non-governmental schools are entitled to 85% funding, provided they follow the national program.

Indicator 3	
Enrolment Rate (primary education) – Net (%)	99.96% (2020)

Indicator 4	
Enrolment Rate in NGS as percentage of total (primary education) (%)	1.3% (2020)

TOTAL Freedom of Education Index	
Rank	Index
35	65,35

Somalia		
Total Population	GNI per capita, PPP (current international dollars)	HDI Ranking (Position/score)
16 359 500 (2021)	1 300\$ (2021)	-/- -

Literacy Rate (%)	75.7% (2016)
Enrolment Rate (primary education) – Gross (%)	9.06% (2021)
Enrolment Rate (primary education) – Net (%)	14% (1980)
Enrolment Rate (secondary education) – Gross (%)	5,51% (2021)
Enrolment Rate (secondary education) – Net%	0% (1980)
Enrolment Rate in NGS as percentage of total (primary education) (%)	0% (1986)
Enrolment Rate in NGS as percentage of total (secondary education) (%)	-
Public expenditure on education as percentage of total government expenditure (%)	4.4% (2020)
Public expenditure on education as percentage of GDP (%)	0.3% (2019)

Ratification of the ICESCR	Ratification of the optional Protocol to the ICESCR	Ratification of the Convention against Discrimination in Education
YES	NO	NO

Indicator 1	
Points	90
Mention in the Law	YES
Mention in the Constitution	YES
Home-schooling	-
Comments	In 1991, a civil war began, destroying the public education system and leading to an absence of a central education authority between 1991 and 2006. During that time, the non-governmental education sector developed. The federal government is now pushing for the restoration of state-run education. However, the education sector remains fragmented as schools are mostly unregulated.

Indicator 2	
Points	0
No financial aid	NO
Financial aid is low and/or poorly defined	-
Financial aid includes subsidizing teachers' salaries	-
Financial aid includes operating costs (heating, cleaning, electricity, etc.)	-
Financial aid includes investment costs (buildings and equipment)	-
Comments	The Federal Government is currently unable to subsidize non-governmental schools and to reduce the burden of school fees on poor families. Government funding prioritizes government-managed schools.

Indicator 3	
Enrolment Rate (primary education) – Net (%)	14% (1980)

Indicator 4	
Enrolment Rate in NGS as percentage of total (primary education) (%)	0% (1986)

TOTAL Freedom of Education Index	
Rank	Index
150	26,07

South Africa		
Total Population	GNI per capita, PPP (current international dollars)	HDI Ranking (Position/score)
60 041 996 (2021)	14 140\$ (2021)	109/0,713 (2022)

Literacy Rate (%)	95% (2019)
Enrolment Rate (primary education) – Gross (%)	97.41% (2020)
Enrolment Rate (primary education) – Net (%)	85.8% (2020)
Enrolment Rate (secondary education) – Gross (%)	102,10% (2020)
Enrolment Rate (secondary education) – Net%	72.4% (2020)
Enrolment Rate in NGS as percentage of total (primary education) (%)	5.3% (2020)
Enrolment Rate in NGS as percentage of total (secondary education) (%)	5.1% (2021)
Public expenditure on education as percentage of total government expenditure (%)	18.4% (2021)
Public expenditure on education as percentage of GDP (%)	6.6% (2021)

Ratification of the ICESCR	Ratification of the optional Protocol to the ICESCR	Ratification of the Convention against Discrimination in Education
YES	NO	YES

Indicator 1	
Points	100
Mention in the Law	YES
Mention in the Constitution	YES
Home-schooling	YES
Comments	Home-schooled children must be registered. Registration is only permitted if home education is in the best interest of the student and if the instruction meets the minimum curriculum standards of public schools.

Indicator 2	
Points	30
No financial aid	-
Financial aid is low and/or poorly defined	YES
Financial aid includes subsidizing teachers' salaries	-
Financial aid includes operating costs (heating, cleaning, electricity, etc.)	-
Financial aid includes investment costs (buildings and equipment)	-
Comments	The State can grant annual, per-student subsidies to eligible non-governmental schools through budgets determined by PEDs (Provincial Education Departments). Eligibility criteria include being registered as a non-profit organization, being operational for at least one year, and being managed successfully based on a predetermined checklist. Grant allocations show a particular preference for independent schools serving poor communities, with the lowest fee-paying schools receiving the highest level of grants.

Indicator 3	
Enrolment Rate (primary education) – Net (%)	85.8% (2020)

Indicator 4	
Enrolment Rate in NGS as percentage of total (primary education) (%)	5.3% (2020)

TOTAL Freedom of Education Index	
Rank	Index
81	54,48

South Sudan		
Total Population	GNI per capita, PPP (current international dollars)	HDI Ranking (Position/score)
11 381 377 (2021)	1 080\$ (2015)	191/0,385 (2022)

Literacy Rate (%)	34.5% (2018)
Enrolment Rate (primary education) – Gross (%)	72.99% (2015)
Enrolment Rate (primary education) – Net (%)	35.2% (2015)
Enrolment Rate (secondary education) – Gross (%)	11.01% (2015)
Enrolment Rate (secondary education) – Net%	5.5% (2015)
Enrolment Rate in NGS as percentage of total (primary education) (%)	-
Enrolment Rate in NGS as percentage of total (secondary education) (%)	40.2% (2015)
Public expenditure on education as percentage of total government expenditure (%)	11.2% (2021)
Public expenditure on education as percentage of GDP (%)	1.5% (2016)

Ratification of the ICESCR	Ratification of the optional Protocol to the ICESCR	Ratification of the Convention against Discrimination in Education
NO	NO	NO

Indicator 1	
Points	80
Mention in the Law	YES
Mention in the Constitution	NO
Home-schooling	NO
Comments	-

Indicator 2	
Points	30
No financial aid	-
Financial aid is low and/or poorly defined	YES
Financial aid includes subsidizing teachers' salaries	-
Financial aid includes operating costs (heating, cleaning, electricity, etc.)	-
Financial aid includes investment costs (buildings and equipment)	-
Comments	Operating costs of non-governmental schools can be funded by the State. There is an increase in low-fee private schools.

Indicator 3	
Enrolment Rate (primary education) – Net (%)	35.2% (2015)

Indicator 4	
Enrolment Rate in NGS as percentage of total (primary education) (%)	-

TOTAL Freedom of Education Index	
Rank	Index
148	38,42

Spain		
Total Population	GNI per capita, PPP (current international dollars)	HDI Ranking (Position/score)
47 326 687 (2021)	40 980\$ (2021)	27 0,905 (2022)

Literacy Rate (%)	99% (2020)
Enrolment Rate (primary education) – Gross (%)	103.38% (2020)
Enrolment Rate (primary education) – Net (%)	98.14% (2020)
Enrolment Rate (secondary education) – Gross (%)	124,83% (2020)
Enrolment Rate (secondary education) – Net%	98.8% (2020)
Enrolment Rate in NGS as percentage of total (primary education) (%)	31.5% (2020)
Enrolment Rate in NGS as percentage of total (secondary education) (%)	29.7% (2020)
Public expenditure on education as percentage of total government expenditure (%)	8.9% (2020)
Public expenditure on education as percentage of GDP (%)	4.6% (2020)

Ratification of the ICESCR	Ratification of the optional Protocol to the ICESCR	Ratification of the Convention against Discrimination in Education
YES	YES	YES

Indicator 1	
Points	90
Mention in the Law	YES
Mention in the Constitution	YES
Home-schooling	NO
Comments	-

Indicator 2	
Points	70
No financial aid	-
Financial aid is low and/or poorly defined	-
Financial aid includes subsidizing teachers' salaries	YES
Financial aid includes operating costs (heating, cleaning, electricity, etc.)	YES
Financial aid includes investment costs (buildings and equipment)	-
Comments	<p>The education authorities establish educational agreements to provide public funding to non-governmental schools.</p> <p>So-called ""escuelas concertadas"" providing pre-primary, primary, and compulsory secondary education are fully publicly funded and free of charge for families.</p> <p>The new educational law restricts the regime under which non-governmental schools can be funded by public authorities.</p>

Indicator 3	
Enrolment Rate (primary education) – Net (%)	98.14% (2020)

Indicator 4	
Enrolment Rate in NGS as percentage of total (primary education) (%)	31.5% (2020)

TOTAL Freedom of Education Index	
Rank	Index
13	70,22

Sri Lanka		
Total Population	GNI per capita, PPP (current international dollars)	HDI Ranking (Position/score)
22 156 000 (2021)	13 790\$ (2021)	73 0,782 (2022)

Literacy Rate (%)	92% (2020)
Enrolment Rate (primary education) – Gross (%)	100.30% (2020)
Enrolment Rate (primary education) – Net (%)	99.46% (2018)
Enrolment Rate (secondary education) – Gross (%)	100,34% (2018)
Enrolment Rate (secondary education) – Net%	91% (2018)
Enrolment Rate in NGS as percentage of total (primary education) (%)	3.2% (2020)
Enrolment Rate in NGS as percentage of total (secondary education) (%)	7.3% (2013)
Public expenditure on education as percentage of total government expenditure (%)	9.9% (2019)
Public expenditure on education as percentage of GDP (%)	1.9% (2019)

Ratification of the ICESCR	Ratification of the optional Protocol to the ICESCR	Ratification of the Convention against Discrimination in Education
YES	NO	YES

Indicator 1	
Points	90
Mention in the Law	YES
Mention in the Constitution	NO
Home-schooling	YES
Comments	Freedom of education is a highly controversial topic in political discussions.

Indicator 2	
Points	30
No financial aid	-
Financial aid is low and/or poorly defined	YES
Financial aid includes subsidizing teachers' salaries	-
Financial aid includes operating costs (heating, cleaning, electricity, etc.)	-
Financial aid includes investment costs (buildings and equipment)	-
Comments	Certain non-governmental schools, mainly faith-based schools (Catholic Church or the Buddhist Theosophical Society) were taken over in ownership and management by the State in 1961 in order to establish a national education system in Sri Lanka post-independence. These schools follow similar standards as regular state schools and are required to remain tuition-free, but may choose to become independent (or "unaided" schools) through a certain closely regulated school poll.

Indicator 3	
Enrolment Rate (primary education) – Net (%)	99.46% (2018)

Indicator 4	
Enrolment Rate in NGS as percentage of total (primary education) (%)	3.2% (2020)

TOTAL Freedom of Education Index	
Rank	Index
74	55,24

Sweden		
Total Population	GNI per capita, PPP (current international dollars)	HDI Ranking (Position/score)
10 415 811 (2021)	61 090\$ (2021)	7/0,947 (2022)

Literacy Rate (%)	-
Enrolment Rate (primary education) – Gross (%)	125.67% (2020)
Enrolment Rate (primary education) – Net (%)	99.90% (2020)
Enrolment Rate (secondary education) – Gross (%)	145,62% (2020)
Enrolment Rate (secondary education) – Net%	99.2% (2020)
Enrolment Rate in NGS as percentage of total (primary education) (%)	11.2% (2020)
Enrolment Rate in NGS as percentage of total (secondary education) (%)	19.2% (2020)
Public expenditure on education as percentage of total government expenditure (%)	13.6% (2020)
Public expenditure on education as percentage of GDP (%)	7.2% (2020)

Ratification of the ICESCR	Ratification of the optional Protocol to the ICESCR	Ratification of the Convention against Discrimination in Education
YES	NO	YES

Indicator 1	
Points	80
Mention in the Law	YES
Mention in the Constitution	NO
Home-schooling	NO
Comments	The new school law explicitly states that home-schooling is not allowed except in extraordinary circumstances.

Indicator 2	
Points	70
No financial aid	-
Financial aid is low and/or poorly defined	-
Financial aid includes subsidizing teachers' salaries	YES
Financial aid includes operating costs (heating, cleaning, electricity, etc.)	YES
Financial aid includes investment costs (buildings and equipment)	-
Comments	For-profit non-governmental schools can be publicly subsidize.

Indicator 3	
Enrolment Rate (primary education) – Net (%)	99.90% (2020)

Indicator 4	
Enrolment Rate in NGS as percentage of total (primary education) (%)	11.2% (2020)

TOTAL Freedom of Education Index	
Rank	Index
39	64,60

Switzerland		
Total Population	GNI per capita, PPP (current international dollars)	HDI Ranking (Position/score)
8 697 723 (2021)	75 860\$ (2021)	1/0,962 (2022)

Literacy Rate (%)	-
Enrolment Rate (primary education) – Gross (%)	106.16% (2020)
Enrolment Rate (primary education) – Net (%)	99.89% (2020)
Enrolment Rate (secondary education) – Gross (%)	102,56% (2020)
Enrolment Rate (secondary education) – Net%	84.8% (2020)
Enrolment Rate in NGS as percentage of total (primary education) (%)	5.5% (2020)
Enrolment Rate in NGS as percentage of total (secondary education) (%)	11.9% (2020)
Public expenditure on education as percentage of total government expenditure (%)	14.2% (2020)
Public expenditure on education as percentage of GDP (%)	5.2% (2020)

Ratification of the ICESCR	Ratification of the optional Protocol to the ICESCR	Ratification of the Convention against Discrimination in Education
YES	NO	NO

Indicator 1	
Points	80
Mention in the Law	YES
Mention in the Constitution	NO
Home-schooling	NO
Comments	<p>As education is a federal competency, no national law grants the right to establish private schools. However, every canton allows the establishment of private schools.</p> <p>Home schooling is allowed in 16 of the 26 cantons. However, in the cantons that allow it, getting a permit to home school is rather difficult and by some considered as ""practically impossible"".</p>

Indicator 2	
Points	30
No financial aid	-
Financial aid is low and/or poorly defined	YES
Financial aid includes subsidizing teachers' salaries	-
Financial aid includes operating costs (heating, cleaning, electricity, etc.)	-
Financial aid includes investment costs (buildings and equipment)	-
Comments	School funding is regulated by the cantons, no national law regulates private school financing.

Indicator 3	
Enrolment Rate (primary education) – Net (%)	99.89% (2020)

Indicator 4	
Enrolment Rate in NGS as percentage of total (primary education) (%)	5.5% (2020)

TOTAL Freedom of Education Index	
Rank	Index
94	53,02

Syrian Arab Republic		
Total Population	GNI per capita, PPP (current international dollars)	HDI Ranking (Position/score)
18 275 704 (2021)	- -	150/0,577 (2022)

Literacy Rate (%)	86.3% (2014)
Enrolment Rate (primary education) – Gross (%)	81.66% (2013)
Enrolment Rate (primary education) – Net (%)	68% (2013)
Enrolment Rate (secondary education) – Gross (%)	52.53% (2013)
Enrolment Rate (secondary education) – Net%	48.5% (2013)
Enrolment Rate in NGS as percentage of total (primary education) (%)	3.9% (2013)
Enrolment Rate in NGS as percentage of total (secondary education) (%)	3.6% (2013)
Public expenditure on education as percentage of total government expenditure (%)	19.2% (2009)
Public expenditure on education as percentage of GDP (%)	5.1% (2009)

Ratification of the ICESCR	Ratification of the optional Protocol to the ICESCR	Ratification of the Convention against Discrimination in Education
YES	NO	NO

Indicator 1	
Points	90
Mention in the Law	YES
Mention in the Constitution	YES
Home-schooling	NO
Comments	Home-schooling is not regulated by the law.

Indicator 2	
Points	0
No financial aid	YES
Financial aid is low and/or poorly defined	-
Financial aid includes subsidizing teachers' salaries	-
Financial aid includes operating costs (heating, cleaning, electricity, etc.)	-
Financial aid includes investment costs (buildings and equipment)	-
Comments	-

Indicator 3	
Enrolment Rate (primary education) – Net (%)	68% (2013)

Indicator 4	
Enrolment Rate in NGS as percentage of total (primary education) (%)	3.9% (2013)

TOTAL Freedom of Education Index	
Rank	Index
147	39,60

Tajikistan		
Total Population	GNI per capita, PPP (current international dollars)	HDI Ranking (Position/score)
9 749 625 (2021)	5 180\$ (2021)	122/0,665 (2022)

Literacy Rate (%)	99.8% (2014)
Enrolment Rate (primary education) – Gross (%)	100.86% (2017)
Enrolment Rate (primary education) – Net (%)	99.45% (2017)
Enrolment Rate (secondary education) – Gross (%)	88.5% (2013)
Enrolment Rate (secondary education) – Net%	83% (2011)
Enrolment Rate in NGS as percentage of total (primary education) (%)	1.1% (2017)
Enrolment Rate in NGS as percentage of total (secondary education) (%)	-
Public expenditure on education as percentage of total government expenditure (%)	19.9% (2021)
Public expenditure on education as percentage of GDP (%)	5.9% (2020)

Ratification of the ICESCR	Ratification of the optional Protocol to the ICESCR	Ratification of the Convention against Discrimination in Education
YES	NO	YES

Indicator 1	
Points	80
Mention in the Law	YES
Mention in the Constitution	NO
Home-schooling	NO
Comments	-

Indicator 2	
Points	30
No financial aid	-
Financial aid is low and/or poorly defined	YES
Financial aid includes subsidizing teachers' salaries	-
Financial aid includes operating costs (heating, cleaning, electricity, etc.)	-
Financial aid includes investment costs (buildings and equipment)	-
Comments	-

Indicator 3	
Enrolment Rate (primary education) – Net (%)	99.45% (2017)

Indicator 4	
Enrolment Rate in NGS as percentage of total (primary education) (%)	1.1% (2017)

TOTAL Freedom of Education Index	
Rank	Index
100	51,71

Tanzania (United Republic of)

Total Population	GNI per capita, PPP (current international dollars)	HDI Ranking (Position/score)
61 498 438 (2021)	2 920\$ (2021)	160/0,549 (2022)

Literacy Rate (%)	77.9% (2015)
Enrolment Rate (primary education) – Gross (%)	97.16% (2021)
Enrolment Rate (primary education) – Net (%)	83.92% (2020)
Enrolment Rate (secondary education) – Gross (%)	28,67% (2021)
Enrolment Rate (secondary education) – Net%	28.3% (2020)
Enrolment Rate in NGS as percentage of total (primary education) (%)	4.5% (2021)
Enrolment Rate in NGS as percentage of total (secondary education) (%)	13.5% (2021)
Public expenditure on education as percentage of total government expenditure (%)	13.5% (2021)
Public expenditure on education as percentage of GDP (%)	3.3% (2021)

Ratification of the ICESCR	Ratification of the optional Protocol to the ICESCR	Ratification of the Convention against Discrimination in Education
YES	NO	YES

Indicator 1	
Points	80
Mention in the Law	YES
Mention in the Constitution	NO
Home-schooling	NO
Comments	-

Indicator 2	
Points	30
No financial aid	-
Financial aid is low and/or poorly defined	YES
Financial aid includes subsidizing teachers' salaries	-
Financial aid includes operating costs (heating, cleaning, electricity, etc.)	-
Financial aid includes investment costs (buildings and equipment)	-
Comments	According to the law, non-government schools can apply to become grant-aided. However, according to civil society sources, it is very difficult to receive such grants.

Indicator 3	
Enrolment Rate (primary education) – Net (%)	83.92% (2020)

Indicator 4	
Enrolment Rate in NGS as percentage of total (primary education) (%)	4.5% (2021)

TOTAL Freedom of Education Index	
Rank	Index
117	48,94

Thailand		
Total Population	GNI per capita, PPP (current international dollars)	HDI Ranking (Position/score)
69 950 844 (2021)	18 530\$ (2021)	66/0,800 (2022)

Literacy Rate (%)	93.8% (2018)
Enrolment Rate (primary education) – Gross (%)	101.72% (2022)
Enrolment Rate (primary education) – Net (%)	99.73% (2022)
Enrolment Rate (secondary education) – Gross (%)	100,28% (2022)
Enrolment Rate (secondary education) – Net%	77% (2015)
Enrolment Rate in NGS as percentage of total (primary education) (%)	22.2% (2020)
Enrolment Rate in NGS as percentage of total (secondary education) (%)	11.9% (2020)
Public expenditure on education as percentage of total government expenditure (%)	14.7% (2021)
Public expenditure on education as percentage of GDP (%)	3.1% (2020)

Ratification of the ICESCR	Ratification of the optional Protocol to the ICESCR	Ratification of the Convention against Discrimination in Education
YES	NO	NO

Indicator 1	
Points	100
Mention in the Law	YES
Mention in the Constitution	YES
Home-schooling	YES
Comments	Home-schooled students are evaluated annually.

Indicator 2	
Points	70
No financial aid	-
Financial aid is low and/or poorly defined	-
Financial aid includes subsidizing teachers' salaries	YES
Financial aid includes operating costs (heating, cleaning, electricity, etc.)	YES
Financial aid includes investment costs (buildings and equipment)	-
Comments	The State grants per-student subsidies to non-governmental schools.

Indicator 3	
Enrolment Rate (primary education) – Net (%)	99.73% (2022)

Indicator 4	
Enrolment Rate in NGS as percentage of total (primary education) (%)	22.2% (2020)

TOTAL Freedom of Education Index	
Rank	Index
11	71,50

Timor-Leste		
Total Population	GNI per capita, PPP (current international dollars)	HDI Ranking (Position/score)
1 343 875 (2021)	5 360\$ (2021)	140/0,607 (2022)

Literacy Rate (%)	68.1% (2018)
Enrolment Rate (primary education) – Gross (%)	110.72% (2020)
Enrolment Rate (primary education) – Net (%)	94.94% (2020)
Enrolment Rate (secondary education) – Gross (%)	86,78% (2020)
Enrolment Rate (secondary education) – Net%	65.8% (2018)
Enrolment Rate in NGS as percentage of total (primary education) (%)	12.8% (2019)
Enrolment Rate in NGS as percentage of total (secondary education) (%)	24% (2019)
Public expenditure on education as percentage of total government expenditure (%)	7.5% (2021)
Public expenditure on education as percentage of GDP (%)	4.2% (2020)

Ratification of the ICESCR	Ratification of the optional Protocol to the ICESCR	Ratification of the Convention against Discrimination in Education
YES	ONLY SIGNED	NO

Indicator 1	
Points	100
Mention in the Law	YES
Mention in the Constitution	YES
Home-schooling	YES
Comments	-

Indicator 2	
Points	30
No financial aid	-
Financial aid is low and/or poorly defined	YES
Financial aid includes subsidizing teachers' salaries	-
Financial aid includes operating costs (heating, cleaning, electricity, etc.)	-
Financial aid includes investment costs (buildings and equipment)	-
Comments	According to the law, non-governmental schools can receive funding. However, many non-governmental schools have not received government subsidies for the last 5 years.

Indicator 3	
Enrolment Rate (primary education) – Net (%)	94.94% (2020)

Indicator 4	
Enrolment Rate in NGS as percentage of total (primary education) (%)	12.8% (2019)

TOTAL Freedom of Education Index	
Rank	Index
58	57,34

Togo		
Total Population	GNI per capita, PPP (current international dollars)	HDI Ranking (Position/score)
8 478 242 (2021)	2 390\$ (2021)	162/0,539 (2022)

Literacy Rate (%)	66.5% (2019)
Enrolment Rate (primary education) – Gross (%)	124.20% (2021)
Enrolment Rate (primary education) – Net (%)	98.38% (2021)
Enrolment Rate (secondary education) – Gross (%)	64,28% (2021)
Enrolment Rate (secondary education) – Net%	52.7% (2021)
Enrolment Rate in NGS as percentage of total (primary education) (%)	33% (2021)
Enrolment Rate in NGS as percentage of total (secondary education) (%)	30.9% (2021)
Public expenditure on education as percentage of total government expenditure (%)	20.8% (2021)
Public expenditure on education as percentage of GDP (%)	4.0% (2020)

Ratification of the ICESCR	Ratification of the optional Protocol to the ICESCR	Ratification of the Convention against Discrimination in Education
YES	ONLY SIGNED	YES

Indicator 1	
Points	90
Mention in the Law	YES
Mention in the Constitution	NO
Home-schooling	NO
Comments	Home-schooling is not regulated by the law.

Indicator 2	
Points	30
No financial aid	-
Financial aid is low and/or poorly defined	YES
Financial aid includes subsidizing teachers' salaries	-
Financial aid includes operating costs (heating, cleaning, electricity, etc.)	-
Financial aid includes investment costs (buildings and equipment)	-
Comments	-

Indicator 3	
Enrolment Rate (primary education) – Net (%)	98.38% (2021)

Indicator 4	
Enrolment Rate in NGS as percentage of total (primary education) (%)	33% (2021)

TOTAL Freedom of Education Index	
Rank	Index
59	57,21

Tunisia		
Total Population	GNI per capita, PPP (current international dollars)	HDI Ranking (Position/score)
11 935 764 (2021)	11 270\$ (2021)	97/0,731 (2022)

Literacy Rate (%)	79% (2014)
Enrolment Rate (primary education) – Gross (%)	112.25% (2021)
Enrolment Rate (primary education) – Net (%)	98.4% (2021)
Enrolment Rate (secondary education) – Gross (%)	92,87% (2016)
Enrolment Rate (secondary education) - Net%	32% (1985)
Enrolment Rate in NGS as percentage of total (primary education) (%)	7.8% (2021)
Enrolment Rate in NGS as percentage of total (secondary education) (%)	7.2% (2016)
Public expenditure on education as percentage of total government expenditure (%)	22.7% (2015)
Public expenditure on education as percentage of GDP (%)	7.3% (2016)

Ratification of the ICESCR	Ratification of the optional Protocol to the ICESCR	Ratification of the Convention against Discrimination in Education
YES	NO	YES

Indicator 1	
Points	80
Mention in the Law	YES
Mention in the Constitution	NO
Home-schooling	-
Comments	No information on homeschooling was found.

Indicator 2	
Points	0
No financial aid	YES
Financial aid is low and/or poorly defined	-
Financial aid includes subsidizing teachers' salaries	-
Financial aid includes operating costs (heating, cleaning, electricity, etc.)	-
Financial aid includes investment costs (buildings and equipment)	-
Comments	-

Indicator 3	
Enrolment Rate (primary education) – Net (%)	98.4% (2021)

Indicator 4	
Enrolment Rate in NGS as percentage of total (primary education) (%)	7.8% (2021)

TOTAL Freedom of Education Index	
Rank	Index
141	44,71

Turkey		
Total Population	GNI per capita, PPP (current international dollars)	HDI Ranking (Position/score)
85 042 736 (2021)	30 020\$ (2021)	48/0,838 (2022)

Literacy Rate (%)	97% (2019)
Enrolment Rate (primary education) – Gross (%)	96.54% (2020)
Enrolment Rate (primary education) – Net (%)	95.11% (2020)
Enrolment Rate (secondary education) – Gross (%)	104,41% (2020)
Enrolment Rate (secondary education) – Net%	88.1% (2020)
Enrolment Rate in NGS as percentage of total (primary education) (%)	5.2% (2020)
Enrolment Rate in NGS as percentage of total (secondary education) (%)	8% (2020)
Public expenditure on education as percentage of total government expenditure (%)	9.4% (2020)
Public expenditure on education as percentage of GDP (%)	3.4% (2020)

Ratification of the ICESCR	Ratification of the optional Protocol to the ICESCR	Ratification of the Convention against Discrimination in Education
YES	NO	NO

Indicator 1	
Points	90
Mention in the Law	YES
Mention in the Constitution	YES
Home-schooling	NO
Comments	Home-schooling is considered illegal. Yes, as compulsory education laws only apply to Turkish citizens, expatriates can homeschool freely.

Indicator 2	
Points	0
No financial aid	YES
Financial aid is low and/or poorly defined	-
Financial aid includes subsidizing teachers' salaries	-
Financial aid includes operating costs (heating, cleaning, electricity, etc.)	-
Financial aid includes investment costs (buildings and equipment)	-
Comments	-

Indicator 3	
Enrolment Rate (primary education) – Net (%)	95.11% (2020)

Indicator 4	
Enrolment Rate in NGS as percentage of total (primary education) (%)	5.2% (2020)

TOTAL Freedom of Education Index	
Rank	Index
134	46,39

Turkmenistan		
Total Population	GNI per capita, PPP (current international dollars)	HDI Ranking (Position/score)
6 117 933 (2021)	15 600\$ (2019)	91/0,745 (2022)

Literacy Rate (%)	99.7% (2014)
Enrolment Rate (primary education) – Gross (%)	116.99% (2020)
Enrolment Rate (primary education) – Net (%)	-
Enrolment Rate (secondary education) – Gross (%)	93,27% (2020)
Enrolment Rate (secondary education) – Net%	-
Enrolment Rate in NGS as percentage of total (primary education) (%)	-
Enrolment Rate in NGS as percentage of total (secondary education) (%)	-
Public expenditure on education as percentage of total government expenditure (%)	28% (2020)
Public expenditure on education as percentage of GDP (%)	3.1% (2019)

Ratification of the ICESCR	Ratification of the optional Protocol to the ICESCR	Ratification of the Convention against Discrimination in Education
YES	NO	NO

Indicator 1	
Points	80
Mention in the Law	YES
Mention in the Constitution	NO
Home-schooling	NO
Comments	-

Indicator 2	
Points	0
No financial aid	YES
Financial aid is low and/or poorly defined	-
Financial aid includes subsidizing teachers' salaries	-
Financial aid includes operating costs (heating, cleaning, electricity, etc.)	-
Financial aid includes investment costs (buildings and equipment)	-
Comments	-

Indicator 3	
Enrolment Rate (primary education) – Net (%)	-

Indicator 4	
Enrolment Rate in NGS as percentage of total (primary education) (%)	-

TOTAL Freedom of Education Index	
Rank	Index
138	44,98

Uganda		
Total Population	GNI per capita, PPP (current international dollars)	HDI Ranking (Position/score)
47 123 533 (2021)	2 360\$ (2021)	166/0,525 (2022)

Literacy Rate (%)	76.5% (2018)
Enrolment Rate (primary education) – Gross (%)	102.70% (2017)
Enrolment Rate (primary education) – Net (%)	86.09% (2017)
Enrolment Rate (secondary education) – Gross (%)	24,18% (2017)
Enrolment Rate (secondary education) – Net%	22% (2008)
Enrolment Rate in NGS as percentage of total (primary education) (%)	19.6% (2017)
Enrolment Rate in NGS as percentage of total (secondary education) (%)	-
Public expenditure on education as percentage of total government expenditure (%)	8.2% (2021)
Public expenditure on education as percentage of GDP (%)	2.7% 2021

Ratification of the ICESCR	Ratification of the optional Protocol to the ICESCR	Ratification of the Convention against Discrimination in Education
YES	NO	YES

Indicator 1	
Points	90
Mention in the Law	YES
Mention in the Constitution	YES
Home-schooling	NO
Comments	-

Indicator 2	
Points	60
No financial aid	-
Financial aid is low and/or poorly defined	-
Financial aid includes subsidizing teachers' salaries	YES
Financial aid includes operating costs (heating, cleaning, electricity, etc.)	-
Financial aid includes investment costs (buildings and equipment)	-
Comments	-

Indicator 3	
Enrolment Rate (primary education) – Net (%)	86.09% (2017)

Indicator 4	
Enrolment Rate in NGS as percentage of total (primary education) (%)	19.6% (2017)

TOTAL Freedom of Education Index	
Rank	Index
47	62,12

Ukraine		
Total Population	GNI per capita, PPP (current international dollars)	HDI Ranking (Position/score)
43 814 518 (2021)	13 860\$ (2021)	77/0,773 (2022)

Literacy Rate (%)	100% (2012)
Enrolment Rate (primary education) – Gross (%)	99.04% (2014)
Enrolment Rate (primary education) – Net (%)	91.7% (2014)
Enrolment Rate (secondary education) – Gross (%)	96% (2014)
Enrolment Rate (secondary education) – Net%	85.7% (2014)
Enrolment Rate in NGS as percentage of total (primary education) (%)	1.4% (2021)
Enrolment Rate in NGS as percentage of total (secondary education) (%)	0.6% (2021)
Public expenditure on education as percentage of total government expenditure (%)	18.7% (2021)
Public expenditure on education as percentage of GDP (%)	5.4% (2020)

Ratification of the ICESCR	Ratification of the optional Protocol to the ICESCR	Ratification of the Convention against Discrimination in Education
YES	ONLY SIGNED	YES

Indicator 1	
Points	90
Mention in the Law	YES
Mention in the Constitution	NO
Home-schooling	YES
Comments	Home-schooling parents have to submit a homeschool statement to the local school, after which a teacher will be assigned to help the parents.

Indicator 2	
Points	0
No financial aid	YES
Financial aid is low and/or poorly defined	-
Financial aid includes subsidizing teachers' salaries	-
Financial aid includes operating costs (heating, cleaning, electricity, etc.)	-
Financial aid includes investment costs (buildings and equipment)	-
Comments	-

Indicator 3	
Enrolment Rate (primary education) – Net (%)	91.7% (2014)

Indicator 4	
Enrolment Rate in NGS as percentage of total (primary education) (%)	1.4% (2021)

TOTAL Freedom of Education Index	
Rank	Index
135	45,54

United Arab Emirates		
Total Population	GNI per capita, PPP (current international dollars)	HDI Ranking (Position/score)
9 991 083 (2021)	66 680\$ (2021)	26/0,911 (2022)

Literacy Rate (%)	99.5% (2019)
Enrolment Rate (primary education) – Gross (%)	115.35% (2020)
Enrolment Rate (primary education) – Net (%)	99.76% (2020)
Enrolment Rate (secondary education) – Gross (%)	103,37% (2020)
Enrolment Rate (secondary education) – Net%	96% (2020)
Enrolment Rate in NGS as percentage of total (primary education) (%)	76.3% (2017)
Enrolment Rate in NGS as percentage of total (secondary education) (%)	63.6% (2017)
Public expenditure on education as percentage of total government expenditure (%)	11.7% (2020)
Public expenditure on education as percentage of GDP (%)	3.9% (2020)

Ratification of the ICESCR	Ratification of the optional Protocol to the ICESCR	Ratification of the Convention against Discrimination in Education
NO	NO	NO

Indicator 1	
Points	90
Mention in the Law	YES
Mention in the Constitution	NO
Home-schooling	NO
Comments	Expatriates can homeschool freely, as compulsory education laws only apply to citizens of the Emirates.

Indicator 2	
Points	0
No financial aid	YES
Financial aid is low and/or poorly defined	-
Financial aid includes subsidizing teachers' salaries	-
Financial aid includes operating costs (heating, cleaning, electricity, etc.)	-
Financial aid includes investment costs (buildings and equipment)	-
Comments	<p>Non-governmental schools are generally for-profit institutions and do not receive financial subsidies from the State.</p> <p>Any non-governmental school that applies an educational curriculum other than that of the Ministry must include in its curricula the subjects of Islamic education, Arabic language, Social Studies, and Moral Education that have been prepared by the Ministry of Education.</p>

Indicator 3	
Enrolment Rate (primary education) – Net (%)	99.76% (2020)

Indicator 4	
Enrolment Rate in NGS as percentage of total (primary education) (%)	76.3% (2017)

TOTAL Freedom of Education Index	
Rank	Index
126	47,56

United Kingdom of Great Britain and Northern Ireland

Total Population	GNI per capita, PPP (current international dollars)	HDI Ranking (Position/score)
67 326 569 (2021)	49 420\$ (2021)	18/0,929 (2022)

Literacy Rate (%)	-
Enrolment Rate (primary education) – Gross (%)	99.66% (2020)
Enrolment Rate (primary education) – Net (%)	98.02% (2020)
Enrolment Rate (secondary education) – Gross (%)	116,88% (2020)
Enrolment Rate (secondary education) – Net%	97.1% (2020)
Enrolment Rate in NGS as percentage of total (primary education) (%)	34.2% (2020)
Enrolment Rate in NGS as percentage of total (secondary education) (%)	76% (2020)
Public expenditure on education as percentage of total government expenditure (%)	10.6% (2020)
Public expenditure on education as percentage of GDP (%)	5.5% (2020)

Ratification of the ICESCR	Ratification of the optional Protocol to the ICESCR	Ratification of the Convention against Discrimination in Education
YES	NO	YES

Indicator 1	
Points	100
Mention in the Law	YES
Mention in the Constitution	YES
Home-schooling	YES
Comments	<p>The United Kingdom has no written Constitution. However, the 1998 Human Rights Act, which is considered part of the constitutional corpus, protects the freedom of education.</p> <p>Home-schooling is legal in all four countries of the United Kingdom. In England and Wales, legislation specifies that parents must inform the school that they are withdrawing their child to home-school it. This indicator is based on England as it is the county where most of the United Kingdom's children go to school.</p>

Indicator 2	
Points	100
No financial aid	-
Financial aid is low and/or poorly defined	-
Financial aid includes subsidizing teachers' salaries	YES
Financial aid includes operating costs (heating, cleaning, electricity, etc.)	YES
Financial aid includes investment costs (buildings and equipment)	YES
Comments	<p>Education is devolved to the governments of each of the United Kingdom's four countries.</p> <p>In England, legislation has enabled public funding for non-governmental schools through an agreement with the government, by which all costs are covered for "free schools" or "academies".</p> <p>However, other non-governmental schools do not receive funding.</p> <p>In Scotland, Wales and Northern Ireland public funding is also granted depending on the non-governmental school status. In these countries however, non-government schools are not as numerous as in England.</p>

Indicator 3	
Enrolment Rate (primary education) – Net (%)	98.02% (2020)

Indicator 4	
Enrolment Rate in NGS as percentage of total (primary education) (%)	34.2% (2020)

TOTAL Freedom of Education Index	
Rank	Index
4	83,26

United States of America

Total Population	GNI per capita, PPP (current international dollars)	HDI Ranking (Position/score)
331 893 745 (2021)	70 480\$ (2021)	21/0,921 (2022)

Literacy Rate (%)	-
Enrolment Rate (primary education) – Gross (%)	100.31% (2020)
Enrolment Rate (primary education) – Net (%)	97.99% (2020)
Enrolment Rate (secondary education) – Gross (%)	100,51% (2020)
Enrolment Rate (secondary education) – Net%	94% (2020)
Enrolment Rate in NGS as percentage of total (primary education) (%)	8.3% (2020)
Enrolment Rate in NGS as percentage of total (secondary education) (%)	8.5% (2020)
Public expenditure on education as percentage of total government expenditure (%)	12.7% (2020)
Public expenditure on education as percentage of GDP (%)	6% (2020)

Ratification of the ICESCR	Ratification of the optional Protocol to the ICESCR	Ratification of the Convention against Discrimination in Education
ONLY SIGNED	NO	NO

Indicator 1	
Points	100
Mention in the Law	YES
Mention in the Constitution	YES
Home-schooling	YES
Comments	<p>It is hard to define the situation of the US due to the fact that educational competences lie on states. On the constitutionality, it must be underlined a decision by the US Supreme Court. In <i>Pierce v. Society of Sisters</i> (268 U.S. 510 (1925)), the court struck down an Oregon law requiring all children to attend public schools until completion of the eighth grade, finding that this unjustly threatened the rights of private corporations (schools) to carry out their business and that it interfered with the right of parents to direct the education of their children: "the fundamental theory of liberty upon which all governments in this Union repose excludes any general power of the state to standardize its children by forcing them to accept instruction from public teachers only. The child is not the mere creature of the state; those who nurture him and direct his destiny have the right, coupled with the high duty, to recognize and prepare him for additional obligations."</p> <p>Home-schooling is regulated by the 50 states, all of which allow it, though with varied rates of state government oversight.</p> <p>There has been a increase in the number of homeschooled children in recent years, caused partly by school closings during the pandemic. It is now estimated that there are 3.7 million nationwide.</p>

Indicator 2	
Points	70
No financial aid	-
Financial aid is low and/or poorly defined	-
Financial aid includes subsidizing teachers' salaries	YES
Financial aid includes operating costs (heating, cleaning, electricity, etc.)	YES
Financial aid includes investment costs (buildings and equipment)	-
Comments	<p>The forms of state government support for non-governmental schools have multiplied over the last few years and at present there are many legislative proposals for further support. Vouchers, tuition tax credits, educational savings accounts, among others.</p> <p>Recent US Supreme Court decisions have ruled that states which provide support to any non-governmental schools may not exclude schools with a religious character.</p>

Indicator 3	
Enrolment Rate (primary education) – Net (%)	97.99% (2020)

Indicator 4	
Enrolment Rate in NGS as percentage of total (primary education) (%)	8.3% (2020)

TOTAL Freedom of Education Index	
Rank	Index
19	68,62

Uruguay		
Total Population	GNI per capita, PPP (current international dollars)	HDI Ranking (Position/score)
3 485 152 (2021)	22 540\$ (2021)	58/0,809 (2022)

Literacy Rate (%)	98.8% (2019)
Enrolment Rate (primary education) – Gross (%)	104.19% (2020)
Enrolment Rate (primary education) – Net (%)	99.73% (2020)
Enrolment Rate (secondary education) – Gross (%)	119,94% (2020)
Enrolment Rate (secondary education) – Net%	89.4% (2020)
Enrolment Rate in NGS as percentage of total (primary education) (%)	16.8% (2020)
Enrolment Rate in NGS as percentage of total (secondary education) (%)	11.4% (2020)
Public expenditure on education as percentage of total government expenditure (%)	15.4% (2021)
Public expenditure on education as percentage of GDP (%)	4.6% (2020)

Ratification of the ICESCR	Ratification of the optional Protocol to the ICESCR	Ratification of the Convention against Discrimination in Education
YES	YES	YES

Indicator 1	
Points	90
Mention in the Law	YES
Mention in the Constitution	YES
Home-schooling	NO
Comments	-

Indicator 2	
Points	30
No financial aid	-
Financial aid is low and/or poorly defined	YES
Financial aid includes subsidizing teachers' salaries	-
Financial aid includes operating costs (heating, cleaning, electricity, etc.)	-
Financial aid includes investment costs (buildings and equipment)	-
Comments	There is no support for non-governmental education despite a minimal tax exemption for real estate.

Indicator 3	
Enrolment Rate (primary education) – Net (%)	99.73% (2020)

Indicator 4	
Enrolment Rate in NGS as percentage of total (primary education) (%)	16.8% (2020)

TOTAL Freedom of Education Index	
Rank	Index
64	56,33

Uzbekistan		
Total Population	GNI per capita, PPP (current international dollars)	HDI Ranking (Position/score)
34 915 100 (2021)	8 520\$ (2021)	101/0,727 (2022)

Literacy Rate (%)	100% (2019)
Enrolment Rate (primary education) – Gross (%)	98.05% (2021)
Enrolment Rate (primary education) – Net (%)	96.07% (2021)
Enrolment Rate (secondary education) – Gross (%)	92,17% (2021)
Enrolment Rate (secondary education) – Net%	93.5% (2019)
Enrolment Rate in NGS as percentage of total (primary education) (%)	0.6% (2021)
Enrolment Rate in NGS as percentage of total (secondary education) (%)	0.3% (2021)
Public expenditure on education as percentage of total government expenditure (%)	21% (2021)
Public expenditure on education as percentage of GDP (%)	4.9% (2020)

Ratification of the ICESCR	Ratification of the optional Protocol to the ICESCR	Ratification of the Convention against Discrimination in Education
YES	NO	YES

Indicator 1	
Points	90
Mention in the Law	YES
Mention in the Constitution	NO
Home-schooling	YES
Comments	-

Indicator 2	
Points	0
No financial aid	YES
Financial aid is low and/or poorly defined	-
Financial aid includes subsidizing teachers' salaries	-
Financial aid includes operating costs (heating, cleaning, electricity, etc.)	-
Financial aid includes investment costs (buildings and equipment)	-
Comments	Non-governmental schools are exempted from paying certain taxes.

Indicator 3	
Enrolment Rate (primary education) – Net (%)	96.07% (2021)

Indicator 4	
Enrolment Rate in NGS as percentage of total (primary education) (%)	0.6% (2021)

TOTAL Freedom of Education Index	
Rank	Index
133	46,63

Venezuela (Bolivarian Republic of)

Total Population	GNI per capita, PPP (current international dollars)	HDI Ranking (Position/score)
28 704 947 (2021)	17 090\$ (2021)	120/0,691 (2022)

Literacy Rate (%)	97.1% (2016)
Enrolment Rate (primary education) – Gross (%)	97.15% (2017)
Enrolment Rate (primary education) – Net (%)	87.4% (2017)
Enrolment Rate (secondary education) – Gross (%)	88,08% (2017)
Enrolment Rate (secondary education) – Net%	73.2% (2017)
Enrolment Rate in NGS as percentage of total (primary education) (%)	19.1% (2017)
Enrolment Rate in NGS as percentage of total (secondary education) (%)	31.1% (2017)
Public expenditure on education as percentage of total government expenditure (%)	23.9% (2017)
Public expenditure on education as percentage of GDP (%)	1.3% (2017)

Ratification of the ICESCR	Ratification of the optional Protocol to the ICESCR	Ratification of the Convention against Discrimination in Education
YES	YES	YES

Indicator 1	
Points	90
Mention in the Law	YES
Mention in the Constitution	YES
Home-schooling	NO
Comments	Home-schooling is not regulated by the law. However, it does take place de facto.

Indicator 2	
Points	30
No financial aid	-
Financial aid is low and/or poorly defined	YES
Financial aid includes subsidizing teachers' salaries	-
Financial aid includes operating costs (heating, cleaning, electricity, etc.)	-
Financial aid includes investment costs (buildings and equipment)	-
Comments	<p>According to the law, non-governmental schools can receive public funding. However, according to civil society sources, non-governmental schools do de facto not receive any government funding.</p>

Indicator 3	
Enrolment Rate (primary education) – Net (%)	87.4% (2017)

Indicator 4	
Enrolment Rate in NGS as percentage of total (primary education) (%)	19.1% (2017)

TOTAL Freedom of Education Index	
Rank	Index
92	53,42

Viet Nam		
Total Population	GNI per capita, PPP (current international dollars)	HDI Ranking (Position/score)
98 168 829 (2021)	11 040\$ (2021)	115/0,703 (2022)

Literacy Rate (%)	95.8% (2019)
Enrolment Rate (primary education) – Gross (%)	118.43% (2021)
Enrolment Rate (primary education) – Net (%)	97.70% (2021)
Enrolment Rate (secondary education) – Gross (%)	58% (1998)
Enrolment Rate (secondary education) – Net%	36% (1977)
Enrolment Rate in NGS as percentage of total (primary education) (%)	1.5% (2021)
Enrolment Rate in NGS as percentage of total (secondary education) (%)	-
Public expenditure on education as percentage of total government expenditure (%)	14.8% (2021)
Public expenditure on education as percentage of GDP (%)	4.1% (2019)

Ratification of the ICESCR	Ratification of the optional Protocol to the ICESCR	Ratification of the Convention against Discrimination in Education
YES	NO	NO

Indicator 1	
Points	80
Mention in the Law	YES
Mention in the Constitution	NO
Home-schooling	NO
Comments	-

Indicator 2	
Points	0
No financial aid	YES
Financial aid is low and/or poorly defined	-
Financial aid includes subsidizing teachers' salaries	-
Financial aid includes operating costs (heating, cleaning, electricity, etc.)	-
Financial aid includes investment costs (buildings and equipment)	-
Comments	According to the law, for-profit non-governmental schools can become not-for-profit, but not vice versa.

Indicator 3	
Enrolment Rate (primary education) – Net (%)	97.70% (2021)

Indicator 4	
Enrolment Rate in NGS as percentage of total (primary education) (%)	1.5% (2021)

TOTAL Freedom of Education Index	
Rank	Index
142	44,54

Yemen		
Total Population	GNI per capita, PPP (current international dollars)	HDI Ranking (Position/score)
30 490 639 (2021)	3 520\$ (2013)	183/0,455 (2022)

Literacy Rate (%)	54.1% (2004)
Enrolment Rate (primary education) – Gross (%)	93.64% (2016)
Enrolment Rate (primary education) – Net (%)	84.40% (2016)
Enrolment Rate (secondary education) – Gross (%)	51,58% (2016)
Enrolment Rate (secondary education) – Net%	47.6% (2016)
Enrolment Rate in NGS as percentage of total (primary education) (%)	5% (2016)
Enrolment Rate in NGS as percentage of total (secondary education) (%)	3.9% (2016)
Public expenditure on education as percentage of total government expenditure (%)	15.1% (2012)
Public expenditure on education as percentage of GDP (%)	5.5% (2012)

Ratification of the ICESCR	Ratification of the optional Protocol to the ICESCR	Ratification of the Convention against Discrimination in Education
YES	NO	NO

Indicator 1	
Points	90
Mention in the Law	YES
Mention in the Constitution	YES
Home-schooling	-
Comments	No information on home-schooling was found.

Indicator 2	
Points	0
No financial aid	YES
Financial aid is low and/or poorly defined	-
Financial aid includes subsidizing teachers' salaries	-
Financial aid includes operating costs (heating, cleaning, electricity, etc.)	-
Financial aid includes investment costs (buildings and equipment)	-
Comments	-

Indicator 3	
Enrolment Rate (primary education) – Net (%)	84.40% (2016)

Indicator 4	
Enrolment Rate in NGS as percentage of total (primary education) (%)	5% (2016)

TOTAL Freedom of Education Index	
Rank	Index
143	43,71

Zambia		
Total Population	GNI per capita, PPP (current international dollars)	HDI Ranking (Position/score)
18 920 657 (2021)	3 300\$ (2021)	154/0,565 (2022)

Literacy Rate (%)	86.7% (2018)
Enrolment Rate (primary education) – Gross (%)	98.72% (2017)
Enrolment Rate (primary education) – Net (%)	83.2% (2017)
Enrolment Rate (secondary education) – Gross (%)	20% (1994)
Enrolment Rate (secondary education) – Net%	-
Enrolment Rate in NGS as percentage of total (primary education) (%)	3.2% (2013)
Enrolment Rate in NGS as percentage of total (secondary education) (%)	-
Public expenditure on education as percentage of total government expenditure (%)	11.5% (2021)
Public expenditure on education as percentage of GDP (%)	3.7% (2020)

Ratification of the ICESCR	Ratification of the optional Protocol to the ICESCR	Ratification of the Convention against Discrimination in Education
YES	NO	NO

Indicator 1	
Points	100
Mention in the Law	YES
Mention in the Constitution	YES
Home-schooling	YES
Comments	No information on home-schooling was found in the official documents. However, it seems to be allowed as there is a home-schooling academy in Lusaka that helps parents to home-school.

Indicator 2	
Points	30
No financial aid	-
Financial aid is low and/or poorly defined	YES
Financial aid includes subsidizing teachers' salaries	-
Financial aid includes operating costs (heating, cleaning, electricity, etc.)	-
Financial aid includes investment costs (buildings and equipment)	-
Comments	-

Indicator 3	
Enrolment Rate (primary education) – Net (%)	83.2% (2017)

Indicator 4	
Enrolment Rate in NGS as percentage of total (primary education) (%)	3.2% (2013)

TOTAL Freedom of Education Index	
Rank	Index
88	53,67

Zimbabwe		
Total Population	GNI per capita, PPP (current international dollars)	HDI Ranking (Position/score)
15 092 171 (2021)	2 380\$ (2021)	146/0,593 (2022)

Literacy Rate (%)	88.7% (2014)
Enrolment Rate (primary education) – Gross (%)	96.12% (2021)
Enrolment Rate (primary education) – Net (%)	93.83% (2021)
Enrolment Rate (secondary education) – Gross (%)	52.41% (2013)
Enrolment Rate (secondary education) – Net%	48.7% (2013)
Enrolment Rate in NGS as percentage of total (primary education) (%)	13.1% (2020)
Enrolment Rate in NGS as percentage of total (secondary education) (%)	77.4% (2012)
Public expenditure on education as percentage of total government expenditure (%)	15.7% (2020)
Public expenditure on education as percentage of GDP (%)	3.9% (2018)

Ratification of the ICESCR	Ratification of the optional Protocol to the ICESCR	Ratification of the Convention against Discrimination in Education
YES	NO	YES

Indicator 1	
Points	100
Mention in the Law	YES
Mention in the Constitution	YES
Home-schooling	YES
Comments	Home-schooling is not regulated by the law. However, the Education Amendment Act 2020 does not specifically require children to attend school under the "compulsory education" section, while parents are obliged to provide their children with access to education. Civil society sources affirm that home-schooling exists without being persecuted by public authorities.

Indicator 2	
Points	-
No financial aid	YES
Financial aid is low and/or poorly defined	-
Financial aid includes subsidizing teachers' salaries	-
Financial aid includes operating costs (heating, cleaning, electricity, etc.)	-
Financial aid includes investment costs (buildings and equipment)	-
Comments	<p>Most non-governmental schools are run by faith-based organizations, most of them Christian. These schools operate on a non-profit basis and are funded through student fees. The Ministry of Primary and Secondary Education (MoPSE) is supposed to fund the teacher salaries and certain other operational costs through grants. However, according to a civil society source only a few non-governmental schools receive such grants.</p> <p>It is not unusual in governmental schools for parents to pay a small fee for teacher salaries and operating costs.</p>

Indicator 3	
Enrolment Rate (primary education) – Net (%)	93.83% (2021)

Indicator 4	
Enrolment Rate in NGS as percentage of total (primary education) (%)	13.1% (2020)

TOTAL Freedom of Education Index	
Rank	Index
119	48,58

6. CONCLUSION

Some preliminary remarks are needed before we conclude. First, receiving information directly from governmental sources has proved difficult in numerous countries, as was the case in previous editions of this research. At the same time, we have had more access to information than in 2016, which explains some data inconsistencies between the 2016 and the present edition.

Second, we would like to express our appreciation for UNESCO’s transparency. In 2021/22, UNESCO published PEER (Profiles Enhancing Education Reviews). PEER aims to describe all countries’ laws and policies on key themes in education, with the aim of improving the evidence base on the implementation of national education strategies. The topics covered by the report are in line with the different topics covered annually by the Global Education Monitoring (GEM) Report. In 2021/22, the GEM report focused on non-state actors, and PEER covered a lot of information on educational pluralism policies. In many cases, much of the information in PEER and GEM is directly provided by the national governments (UNESCO, 2021/22). Despite the existence of the new PEER tool, there is still much room for improvement in terms of transparency on educational policies on the side of governments. Increasing transparency is crucial for the implementation of human rights, democracy, and the rule of law as has been expressed by the Council of Europe (COUNCIL OF EUROPE, 2020).

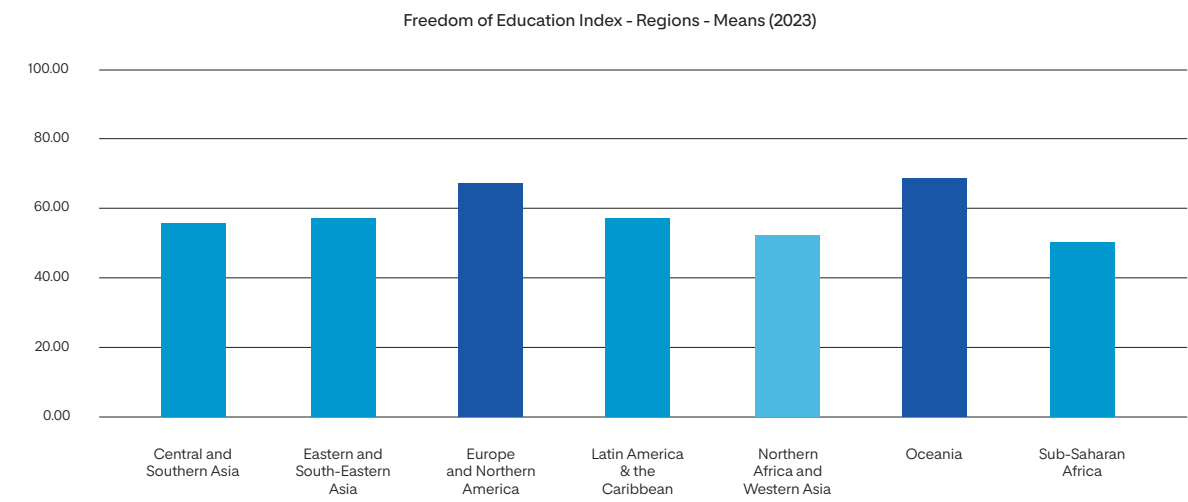
Third, for the regional assessment of the data, we use the educational regions that UNESCO established in the PEER project. PEER is the most recent

UNESCO document on non-governmental education. These are: a) Central and Southern Asia, b) Eastern and South-Eastern Asia, c) Europe and Northern America, d) Latin America and the Caribbean, f) Northern Africa and Western Asia, g) Oceania, and h) Sub-Saharan Africa. This is different from the last editions where the regions were based on the classification of the UNESCO Database on the Right to Education.¹³

Lastly, to observe freedom of education trends, we have compared the 2023 data with previous reports of the Freedom of Education Index. However, not all countries assessed in 2023 can be compared to previous editions, since each edition has expanded the number of countries included: from 81 countries in 2002, to 136 countries in 2016, and to 157 countries in 2023.

6.1 Overall

Europe and Northern America and Oceania are the two regions where freedom of education is best protected. Ireland, the Netherlands and Belgium are the top three countries, scoring 100, 92 and 88 on the index respectively. Especially the Netherlands and Belgium serve as examples of good practice when it comes to freedom of education. Northern Africa and Western Asia is the region where freedom of education is protected the least. The counties that scored the lowest on the index are Eritrea and Afghanistan even though freedom of education is not explicitly prohibited in those countries.



¹³ <https://en.unesco.org/edurights/eduright/db>

6.II Constitutional and Legal Recognition

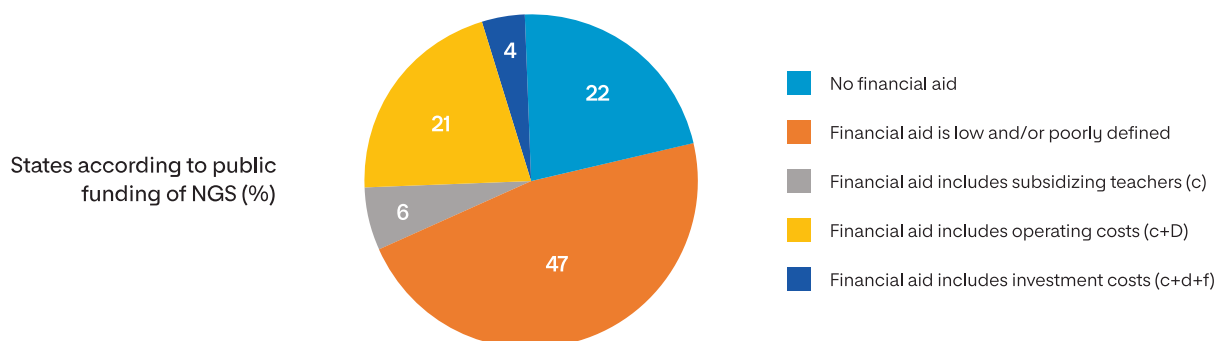
Freedom of Education is recognized in the main universal human rights mechanisms. Our findings show that, at the national level, this freedom is recognized in most of the countries by law. There are only six exceptions, the most unambiguous being Cuba, Eritrea, and North Korea. The most severe decrease in educational freedom has been observed in Afghanistan, where the overall human rights situation has deteriorated, especially for girls.

101 countries recognize freedom of education in their constitutions under different forms and terminologies. Some explicitly recognize the freedom of education, others explicitly recognize the rights of parents to choose, and still others acknowledge the existence of private schools. The constitution of some countries, such as France or the USA, does not explicitly grant freedom of education, yet the respective constitutional courts have recognized the constitutional value of this freedom. Certain countries, such as the Netherlands and Slovenia, go even further than recognizing freedom of education in their constitution by anchoring in their constitution the importance of public funding to grant this freedom. One surprising and negative example is North Macedonia, the only country whose constitution explicitly forbids the establishment of NGS in primary education. In terms of legal recognition, looking at the countries that we have assessed in previous editions, we observe a moderately positive trend worldwide since 2002.

Regionally speaking, as can be observed in the below tables, Sub-Saharan Africa demonstrates the most consistent positive trend. In this region, we observe an increase in educational freedom both from 2002 to 2016 and also from 2016 to 2023.

6.III Funding

Concerning the funding of NGS, public authorities in 78% of the countries we studied grant some sort of financial aid. 47% of the countries assessed grant aid that can be qualified as “weak” or “not well-defined by law”. 31% of the 157 assessed countries consistently fund NGS. We must underline that 6 countries cover all the costs of NGS with public funds, including the investment costs. We draw two conclusions from these numbers. First, from an international perspective, it is not unusual to grant public funding to NGS. Among the governments that continue granting higher support to NGS, we count mostly European countries such as Belgium, the Netherlands, Finland, and the United Kingdom. But strong support for NGS can be noted also in other regions. In Southern and Eastern Asia, NGS in the Republic of Korea, Singapore, and Thailand receive the most public funding. In Latin America, Chile, Peru, and the Dominican Republic are the most financially supportive of NGS.



Many civil society organizations have pointed out that the management of the COVID crisis in the field of education has caused some new tensions surrounding the support for NGS by public authorities.¹⁴ While UNESCO recommended in the GEM report that governments need to see all education institutions, students, and teachers as part of a single system (UNESCO, 2021/22), the reality during the

COVID crisis did not always live up to this. A positive example of a government supporting NGS as part of a single educational system during this crisis has been the United Kingdom. In the UK, many of the programs to overcome the COVID-caused educational challenges did not discriminate between governmental and NGS (GRAU, GERNs, SUÁREZ, & SÁNCHEZ, 2020).

¹⁴ For more information, see https://www.oidel.org/wp-content/uploads/2020/09/OIDEL_COVID_IMPACT_ON_EDUCATION_7-2.pdf

Comparing the different regions, Europe and Northern America and Oceania grant the most public support to NGS, while Sub-Saharan Africa and Northern Africa show more difficulty in doing so. This finding holds, despite the growth of NGS in Sub-Saharan Africa. By the fact that the regions granting more public funding to NGS are among the wealthiest and the ones granting less support are among the poorest, we can affirm that the support to NGS might be dependent on the GDP and strength of national economies. However, in the top ten list of countries with the highest GDP per capita, we can see exceptions such as Qatar or Switzerland.

Overall, we can observe that public financial support for NGS grew between 2002 and 2016 and again between 2016 and 2023. These positive tendencies have been consistent throughout these years in regions such as Europe and Northern America and Sub-Saharan Africa. The only region with a consistent negative trend is Central and Southern Eastern Asia.

An example of a positive development in terms of funding for non-governmental schools is the United States. Education in the USA is not a federal competency, but we have observed this tendency in states such as Arizona, Florida, Illinois, Indiana,

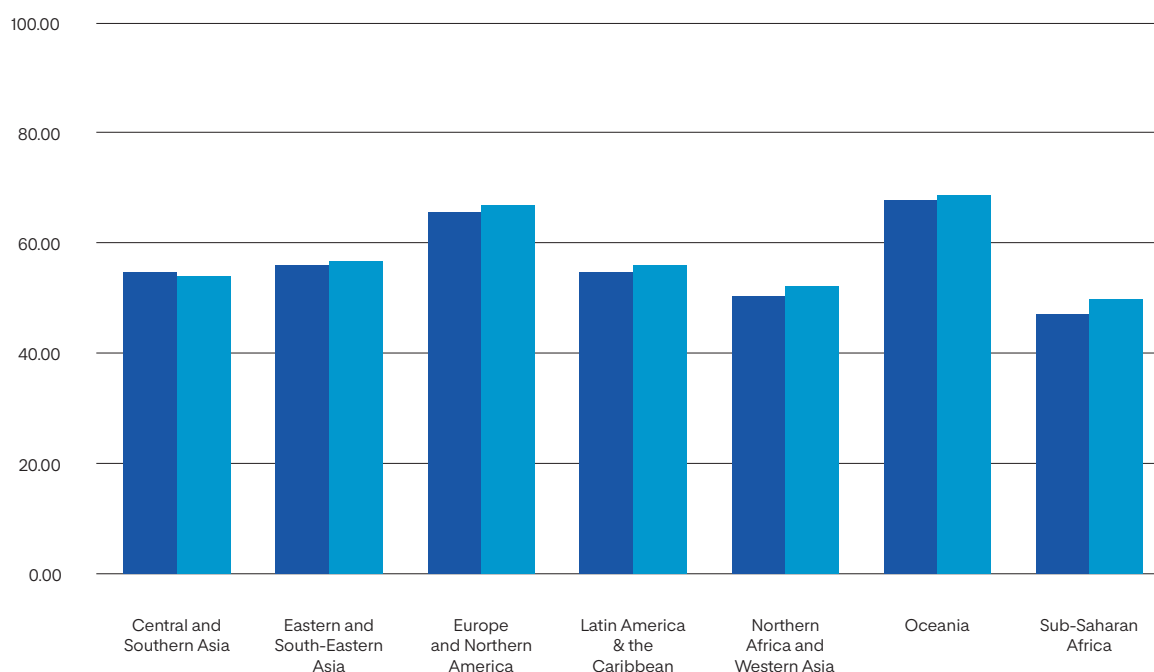
Louisiana, Mississippi, Ohio, and Wisconsin. The different programs being developed in these states are Education Savings Accounts, School Vouchers, or Tax Credit Scholarships.¹⁵

A worrying case is the new Education Law (2020) in Spain that defined new criteria for the financing for non-governmental schools. This could lead to a limitation on families' access to the school they want for their children. Although there have been no major policy changes in other Western countries, the Spanish case reflects a growing political tension between civil society and the government in many of these countries with respect to funding.

6.IV Enrolment rates (NGS)

The increase or decrease of students in NGS has not been significant in any region. This is interesting to notice, as in international debates certain actors claim that education is becoming a “privatized” good.¹⁶ Among the countries with the biggest increase of NGS, we count India (28%), Angola (12%), Nigeria (11.7%), and Hungary (9.5%). This increase can partially be explained by the emergence of low-fee private schools.

Evolution Freedom of Education Index - **States funding NGS** (2016-2023)



¹⁵ For information on the different options in the USA: <https://www.edchoice.org/wp-content/uploads/2023/01/2023-ABCs-WEB.pdf>

¹⁶ For more information on the current debates on privatization: https://www.oidel.org/wp-content/uploads/2023/09/WP-26_Human-Rights-considerations-to-tackle-privatization-respecting-freedom-of-education.pdf

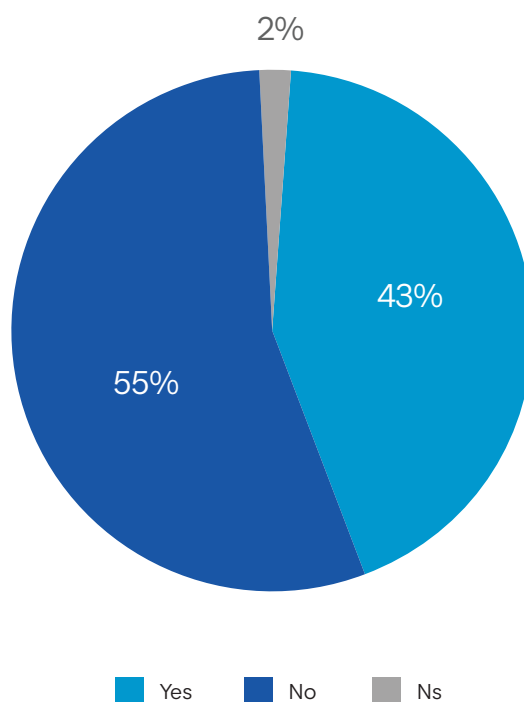
With the percentage of students attending NGS having decreased by 71%, DR Congo is the country with the starkest decrease. Most likely, this is due to a change of definition. Whereas previously “public schools” were considered schools *managed* by public authorities, now “public schools” are considered those *funded* by the government. The fact that most of the “public schools” in DR Congo are managed by different religious networks indicates that the change in number is not as stark as the definitional changes makes it seem (VIRGINIE & MATHILDE, 2021). The second biggest decrease was noted in Bangladesh (-18%), the Dominican Republic (-6,5%), and Italy (-6,4). Furthermore, although we have no data for 2016, civil society information on Eritrea leads us to assume a severe decrease in the number of students attending NGS following the closure and expropriation of faith-based schools ordered by the national government.

6.V Home-schooling

In 2016, we pointed out that home-schooling was growing around the world. Since then, the number of countries enabling this modality of education continued to grow. Before getting into the details

on home-schooling, we need to mention that one of our main challenges in assessing home-schooling was the unspecific – or altogether absent – legal provisions on the topic in many countries. Governments seem to have become more open to home-schooling in the wake of COVID-related school closures. This new public tolerance partially explains the recent growth in home-schooling. The United States, where legislation has been increasingly favorable towards home-schooling and where an increased number of parents opt for home-schooling children, offers a paradigmatic example of that growth¹⁷. In parallel, home-schooling has become an increasingly polarized political subject. Some countries, such as France, Switzerland, Uruguay, and Guatemala, recently established limitations or installed more regulations on homeschooling, while Serbia, Bulgaria, El Salvador, and Panama have encouraged it. In some Arab Countries, Africa and Oceania, in countries such as Morocco, Jordan, Botswana, Cameroon, Timor-Leste, and Papua New Guinea, we can observe some openness towards home-schooling. An example of a country with substantial juridical and political tensions around the topic is Brazil, whereas we cannot identify tendencies in general across Europe and Latin America, as the home-schooling evolution varies from country to country.

Countries that legally enable home-schooling 2023/24 (%)



¹⁷ For more information on the evolution in the USA: <https://hslida.org/post/census-data-shows-phenomenal-homeschool-growth>

6.VI For future consideration: Curriculum restriction

A question that arose from this research concerns curriculum restrictions. The nature of these restrictions are different from region to region. During the research process, many civil society organizations from around the world expressed their struggle for freedom of education as governments aim to interfere with the curriculum of NGS. In Western countries, but not exclusively, States require comprehensive models of sexual education which can conflict with faith-based education. Whereas in certain countries with Islamic backgrounds, such as Bahrain, Oman, or Qatar, freedom of education is only granted as far as Islamic content is taught. The relationship between curriculum restrictions and freedom of education is worth exploring further.

6.VII Last Thoughts

This research aimed to assess the freedom of education around the world. We conclude that in 2023, the freedom of education is better protected than it was in 2016. Policy recognition of this freedom and the support for parents to choose education other than the one offered by the State has slightly increased. This has led to a growth in the percentage of children attending NGS. Despite this good news, we are alarmed by the growing polarization in political conversations regarding freedom of education. The objects of polarization are many, and they include public funding, minimum educational standards, and home-schooling.

As ever, this research project remains fluid as new information and helpful commentary on the methodology emerge. Indeed, we have incorporated in this new edition some of the feedback received on the last edition.

7. SOURCES

For the realization of this Index, and in an effort to achieve the maximum level of reliability, a multiplicity of sources have been consulted, including Civil Society organizations' contributions that have been providing crucial information for multiple countries.

In the case of Indicator 1, with the peculiarity of a subdivision into 3 categories, the following sources have been the most frequently used: the Right to Education as mentioned in law, was found mainly in the National laws, other National Governmental sources, the UNESCO Global Database on the Right to Education, and the Global Education Monitoring Report. The Right to Education as mentioned in the State's constitution, was referenced from the national constitutions, the UNESCO Global Database on the Right to Education, as well as the Global Education Monitoring Report. As for the legality of home-schooling, our data was mainly drawn from National Laws, the Home School Legal Defense Association website, and the Global Education Monitoring Report.

Regarding Indicator 2, in relation to the levels of financial aid dedicated to education, the main sources used include the Global Education Monitoring Report, National Laws, and surveys from civil society organizations.

For both Indicators 3 and 4, respectively illustrating each Country's primary education enrollment rate overall and in NGS, the main sources include the UNESCO Institute for Statistics (UIS) and the World Bank.

7.I. Bibliography

- ABDUL-HAMID, H. & YASSINE, M. (2020). *Political Economy of Education in Lebanon: Research for Results program. International Development in Focus*. Washington, DC: World Bank Group. Retrieved from <https://files.eric.ed.gov/fulltext/ED604398.pdf>
- BERNER, A. (2019). *The Case for Educational Pluralism in the US*. New York: Manhattan Institute. Retrieved from <https://media4.manhattan-institute.org/sites/default/files/R-0719-ARB.pdf>
- BOLLY BARRY, K. (2021). *Report of the Special Rapporteur on the right to education - Right to education: the cultural dimensions of the right to education, or the right to education as a cultural right*. United Nations. Geneva: Human Rights Council - Forty-seventh session.
- CESCR. (1990). *CESCR General Comment No. 3: The Nature of States Parties' Obligations*. Geneva: United Nations.
- CESCR. (1999). *CESCR General Comment No. 13: The Right to Education (Art. 13)*. Geneva: United Nations.
- COMMITTEE ON ECONOMIC, SOCIAL AND CULTURAL RIGHTS. (1999). *General Comment No. 13: The right to education (article 13)*. Economic and Social Council - United Nations, Geneva.
- COMMITTEE ON ECONOMIC, SOCIAL AND CULTURAL RIGHTS. (2009). *General comment no. 21, Right of everyone to take part in cultural life (art. 15, para. 1a of the Covenant on Economic, Social and Cultural Rights*. Geneva.
- COUNCIL OF EUROPE. (2020). *Human Rights Approach - Practical Guide for Co-operation Projects*. Strasbourg: COE.
- DELORS, J. (1996). *Learning: the treasure within; report to UNESCO of the International Commission on Education for the Twenty-first Century*. International Commission on Education for the Twenty-first Century. Paris: UNESCO.
- EDUCATION INTERNATIONAL. (n. d.). *Honduras, Proyecto Hondureño de Educación Comunitaria (PROHECO)*. Retrieved from <https://issuu.com/educationinternational/docs/digital-tendencias-bancomundial/s/11466526>
- ESMEIN, A. (1921). *Eléments de droit constitutionnel, français et comparé, part II*. Paris.
- EUROPEAN COMMISSION. (2005). *A guide to educational expenditure statistics*. Luxembourg: EUROSTAT - THEME Population and social conditions. Retrieved from <https://ec.europa.eu/eurostat/documents/3859598/5890273/KS-BF-05-002-EN.PDF.pdf/540801b8-b438-4388-9532-4bab0e-d7ba2a?t=1414781172000>

- EURYDICE. (n. d.). *National Education Systems*. Retrieved from <https://eurydice.eacea.ec.europa.eu/national-education-systems>
- FAURE, E. (1972). *Learning to be: the world of education today and tomorrow*. International Commission on the Development of Education. Paris: UNESCO.
- FAVOREU, L., & PHILIP, L. (2001). *Les grandes décisions du Conseil constitutionnel*. Paris: Dalloz.
- FERNANDEZ, A. (2003). Le droit à l'éducation: Le droit à être humain. In A. FERNANDEZ, *Vers une culture des droits de l'homme* (pp. 367-394). Genève: Diversités.
- GEM Report team. (2022). *Global education monitoring report, 2021/2: non-state actors in education: who chooses? who loses?* Paris: UNESCO.
- GLENN, C. L., GROOF, J. & CANDAL, C. S. (2012). *Balancing Freedom, Autonomy and Accountability in Education*. Oisterwijk: Wolf Legal publishers (WLP)
- GLOBAL PARTNERSHIP (2019). *Transnational Education Plan: Yemen*. Retrieved from https://www.globalpartnership.org/node/document/download?file=document/file/2020-7-Yemen-ESP_0.pdf
- GRAU, I. (2021). *WP 24: What is the scope of the "respect of the liberty of parents"?*, OIDEL, Geneva. Available at: <https://www.oidel.org/wp-content/uploads/2021/05/wp24.pdf>
- GRAU CALLIZO, I. & GARCÍA GUTIÉRREZ, J. (2021). "La dimensión cultural del derecho a la educación como realización efectiva de la libertad de enseñanza" in *La libertad de educación: un análisis interdisciplinar de sus presupuestos y condicionamientos actuales*. Coord by: Patricia Santos Rodríguez (dir.), 2021.
- GRAU, I., GERNIS, M., SUÁREZ, N., & SÁNCHEZ, S. (2020). *Learnt lessons during the 1st COVID wave for the reopening of schools*. Geneva: OIDEL.
- GUTERRES, A. (2022). *Transforming Education: An urgent political imperative for our collective future*. New York: UNITED NATIONS: Transforming Education Summit 2022.
- HSLDA. (2023) *Making Homeschooling Possible*. Retrieved from <https://hslda.org>
- JOHN HOPKINS SCHOOL OF EDUCATION. (2023). *Education Pluralism*. Institute for Education Policy. Retrieved from <https://education.jhu.edu/edpolicy/policy-research-initiatives/educational-pluralism/>
- KANT, E. (1910). *Traité pédagogie*. Paris: Félib Alcan.
- KAMIL, I. (2022). *What Taliban's Constitution Means for Afghanistan*. Fair Observer. Retrieved from <https://www.fairobserver.com/region/central-south-asia/ikramuddin-kamil-afghanistan-constitution-taliban-news-afghan-world-news-43794/>
- LORDA, J. (2010). *Para una idea cristiana del hombre - Aproximación teológica a la antropología*. Madrid: Rialp.
- MEHEDI, M. (1999). *The content of the right to education*. UN Sub-Commission on the Promotion and Protection of Human Rights. Genève: Economic and Social Council - United Nations.
- MOUNIER, E. (1936). *Manifeste au service du personnalisme*.
- NAZAR, A. & NASRALLAH, R. (2021). *The Phenomenon of Homeschooling in Lebanon*. International Conference on research in Teaching and Education. Université Saint-Joseph de Beyrouth. Retrieved from <https://www.dpublication.com/wp-content/uploads/2021/08/R12-4051.pdf>
- NORDMANN, F. (2003). Le droit à l'éducation comme droit culturel. In A. FERNANDEZ, & R. TROCMÉ, *Vers une culture des droits de l'homme* (pp. 221-241). Geneva: Éditions diversités.
- OECD. (2012). *Public and Private Schools: How Management and Funding Relate to their Socio-economic Profil*. OECD Publishing: <http://dx.doi.org/10.1787/9789264175006-en>
- OHCHR. (2019). *United Nations Human Rights Treaty Bodies*. Body Database. Retrieved from https://tbinternet.ohchr.org/_layouts/15/treatybodyexternal/treaty.aspx?treaty=cescr&lang=en
- OHCHR. (2023). *Situation of Women and Girls in Afghanistan - Report of the Special Rapporteur on the situation of human rights in Afghanistan and the Working Group on discrimination against women and girls*. (A/HRC/53/21). Retrieved from <https://www.ohchr.org/en/documents/country-reports/ahrc5321-situation-women-and-girls-afghanistan-report-special-rapporteur>

- OIDEL. (2016). *Freedom of Education Index 2016*. Geneva: OIDEL.
- OIDEL. (2022). *Educational Pluralism in the European Union: Report of 10 Educational Systems (Working Paper 25)*. Retrieved from https://www.oidel.org/wp-content/uploads/2022/02/OIDEL_Full-Country-Report-comments.pdf
- SHAHEED, F. (2023). *Report of the Special Rapporteur on the right to education – Securing the right to education: advances and critical challenges*. United Nations. Geneva: Human Rights Council Fifty-third session.
- SHAHEED, F. (2023). *Securing the right to education: advances and critical challenges*. United Nations. Geneva: Human Rights Council.
- SINGH, K. (2016). *Report of the Special Rapporteur on the right to education – Issues and challenges to the right to education in the digital age*. Geneva: Human Rights Council – United Nations.
- SOUTO SIMÃO, M., PINKASZ, D. & SOURROUILLE, F. (2015). *Transferencias Financieras a Escuelas y el Derecho a la Educación: El Caso del Programa Hondureño de Educación Comunitaria*. IPE-UNESCO. Retrieved from <https://cdi.mecon.gob.ar/bases/docolec/az2954.pdf>
- STANFIELD, J. (2021). *Parental choice and the right to education: revisiting article 26 of the Universal Declaration of Human Rights*. Global Education Monitoring Report Team. Paris: UNESCO.
- TOMASEVSKI, K. (1999). *Preliminary report of the Special Rapporteur on the right to education, Ms. Katarina Tomasevski, submitted in accordance with Commission on Human Rights resolution 1998/33*. United Nations. Geneva: Economic and Social Council.
- UNDP. (2023). *Human Development Insights*. Retrieved from <https://hdr.undp.org/data-center/country-insights#/ranks>
- UNESCO. (2006). *UNESCO Convention against Discrimination in Education (1960) and Articles 13 and 14 (Right to Education) of the International Covenant on Economic, Social and Cultural Rights: a comparative analysis*. Paris: UNESCO.
- UNESCO – IBE. (2010). *World Data on Education*. 7th Edition, Paris
- UNESCO. (2021). *Implementation of the Standard-Setting Instruments: Part 1, General Monitoring*. Retrieved from https://unesdoc.unesco.org/ark:/48223/pf0000378425_eng/PDF/378425eng.pdf.multi.page=11
- UNESCO. (2021). *The right to education: what's at stake in Afghanistan? A 20-year review*. Retrieved from <https://unesdoc.unesco.org/ark:/48223/pf0000378911>
- UNESCO. (2022). *Le Droit à l'Éducation*. Retrieved from <https://www.unesco.org/fr/right-education>
- UNESCO. (n.d.) *PEER: Global Education Monitoring Report*. Retrieved from <https://education-profiles.org>
- UNESCO. (n.d.) *UIS Statistics*. Retrieved from <http://data.uis.unesco.org/Index.aspx>
- UNESCO. (2021/22). *GEM Report: Non-state actors in education: who chooses? who loses?* Paris: UNESCO. Retrieved from <https://www.unesco.org/gem-report/en/non-state-actors>
- UNICEF. (2023). *Central African Republic: Humanitarian Situation Report*. Retrieved from <https://www.unicef.org/media/137696/file/Central-African-Republic-Humanitarian-Situation-Report-for-Jan-Feb-2023.pdf>
- US AID. (2021). *Nonstate Schooling in the Middle East & North Africa*. Retrieved from https://pdf.usaid.gov/pdf_docs/PA00XC5S.pdf
- VIRGINIE, B., & MATHILDE, N. (2021). *Non-state actors in education: Religious networks in DRC – Help or hindrance to education?* Background paper prepared for the Global Education Monitoring Report. Paris: UNESCO.
- WORLD BANK. (2015). *Malawi: Engaging the Private Sector in Education*. SABER Country Report. Retrieved from http://wbfiles.worldbank.org/documents/hdn/ed/saber/supporting_doc/CountryReports/EPS/SABER_EPS_Malawi_2017.pdf
- WORLD BANK (2023). *World Bank Open Data*. Retrieved from <https://data.worldbank.org>



RECTORATE LOGROÑO

Avenida de la Paz, 137
26006. La Rioja
Spain
+34 941 210 211

MADRID DELEGATION

Calle de García Martín, 21
28224. Pozuelo de Alarcón
Spain
+34 915 674 391

BOGOTÁ DELEGATION

Calle 100 # 19-61. Edificio Centro
Empresarial 100. Oficina 801. 11001
Colombia
+571 5169659

MEXICO CITY DELEGATION

Avenida Universidad 472,
Narvarte Poniente. 03600
Mexico
+52 (55) 84210768

QUITO DELEGATION

Avenida República E7-123 y Martín
Carrión (esquina). Edificio Pucará
Ecuador
(+593) 3931480

LIMA DELEGATION

José Gabriel Chariarse, 415
San Antonio. Miraflores
Peru
(01) 496 – 8095



INTERNATIONAL HEADQUARTERS

Rue Le Corbusier, 8
CH-1208. Geneva.
Switzerland
+41 22 789 29 49

unir.net | +34 941 209 743
oidel.org | +41 22 789 29 49

